



FEEDBACK ANALYSIS REPORT

AY - 2019-20

The institute tries to provide the best possible atmosphere and learning experience for students in order for them to attain their full academic potential. Students, teachers, alumni, and employers all play important roles in evaluating, developing, and improving the learning experience. The Feedback Process has emphasized the necessity of student involvement in higher education quality assurance. Student involvement mandates that students act as collaborators rather than passive recipients in the teaching and learning process. For the academic year 2019-20, data from Students, teachers, alumni's comments was collected and analysed, as shown in the tables below.

The responses received from the students are presented in below table for the year 2019-20.

Sr. No.	Particulars	Excellent	Good	Average	Poor	Total
1	Academic content	19	75	33	16	143
	Percentage	13.29	52.45	23.08	11.19	100
2	Coverage of modern/advanced topics	14	88	29	12	143
	Percentage	9.79	61.54	20.28	8.39	100
3	Coverage of the syllabus in classroom	26	78	26	13	143
	Percentage	18.18	54.55	18.18	9.09	100
4	How do you rate the sequence of the subjects that you have studied?	14	60	42	27	143
	Percentage	9.79	41.96	29.37	18.88	100
5	How do you rate the relevance of units in syllabus relevant to course?	19	89	17	18	143
	Percentage	13.29	62.24	11.89	12.59	100
6	How do you rate the sequence of the units in the course?	9	89	26	19	143
	Percentage	6.29	62.24	18.18	13.29	100
7	Rate the size of syllabus in terms of the load on the student	10	89	27	17	143
	Percentage	6.99	62.24	18.88	11.89	100
8	How do you rate the evaluation scheme designed for each of the course?	9	71	38	25	143
	Percentage	6.29	49.65	26.57	17.48	100





9	How do you rate the courses that you have learnt in relation to your real life application?	19	96	28	0	143
	Percentage	13.29	67.13	19.58	0.00	100
10	Availability of text books/study materials	14	98	22	9	143
	Percentage	9.79	68.53	15.38	6.29	100
11	Industrial visits conducted	16	78	32	17	143
	Percentage	11.19	54.55	22.38	11.89	100
12	Usefulness of tests and assignments	19	72	42	10	143
	Percentage	13.29	50.35	29.37	6.99	100
13	Benefits you derived from the course	14	81	26	22	143
	Percentage	9.79	56.64	18.18	15.38	100
Average Total		189	989	364	185	143
Average Percentage		11	57	21	11	100

The performance of student overall feedback found that about highest 57 percent of students feel good, 11 percent students feel excellent, 21 percent students feel average and remaining only 11 percent students feel poor about Curriculum.

Teachers Feedback-

The responses received from the teacher respondents are presented in below table for the year 2019-20

Sr.No	Particulars	Excellent	Good	Average	Poor	Total
1	Academic content	4	12	1	0	17
	Percentage	23.5	70.6	5.9	0.0	100.0
2	The system followed by the university for the design and development of curriculum	1	15	1	0	17
	Percentage	5.9	88.2	5.9	0.0	100
3	Coverage of modern/advanced topics	3	13	1	0	17
	Percentage	17.6	76.5	5.9	0.0	100
4	How do you rate the sequence of the subjects in the Programme	3	13	1	0	17
	Percentage	17.6	76.5	5.9	0.0	100
5	How do you rate the relevance of units in syllabus relevant to course?	5	12	0	0	17
	Percentage	29.4	70.6	0.0	0.0	100

	Pravara Rural Education Society's PRAVARA RURAL COLLEGE OF ARCHITECTURE At/Post-Loni Kd, Tal : Rahata, Dist : Ahmednagar, M.S. - 413736 Tel : (02422) – 274295/96 Email:- principalprca@redifmail.com Affiliated to Savitribai Phule Pune University (SPPU, Pune) (Id No.PU/AN/ARCH,51./1996)	
---	---	---

6	How do you rate the sequence of the units in the course?	2	14	1	0	17
	Percentage	11.8	82.4	5.9	0.0	100
7	Rate the size of syllabus in terms of the load on the student	2	15	0	0	17
	Percentage	11.8	88.2	0.0	0.0	100
8	How do you rate the evaluation scheme designed for each of the course?	7	10	0	0	17
	Percentage	41.2	58.8	0.0	0.0	100
9	How do you rate the courses in relation to your real life application?	0	15	2	0	17
	Percentage	0.0	88.2	11.8	0.0	100
10	Availability of text books/study materials	1	16	0	0	17
	Percentage	5.9	94.1	0.0	0.0	100
	Average Total	3	14	1	0	17
	Average Percentage	17	79	4	0	100



Overall 79 % Teachers had given good feedback, 17% Teachers had given excellent on overall design and content of the B. Arch syllabus and 4 % teachers are satisfied with the syllabus.

Alumni Feedback-

Our alumni feedback is valuable for us as it provides inputs regarding improvement in facilities. Based on the comments of the alumni, the analysis is carried out as follows:

The responses received from the Alumni respondents are presented in below table for the year 2019-20

S r. No.	Particulars	Excellent	Good	Average	Poor	Total
1	College Infrastructure & Lab facilities	2	20	8	1	31
		6.5	64.5	25.8	3.2	100
2	College campus cleanliness	2	15	13	1	31
		6.5	48.4	41.9	3.2	100
3	Alumni Association/ Network of Old Friends	1	15	14	1	31
		3.2	48.4	45.2	3.2	100
4	Faculty	5	15	11	0	31
		16.1	48.4	35.5	0.0	100
5	How do you rate the courses that you have learnt in relation to your real life application?	6	17	8	0	31

	Pravara Rural Education Society's PRAVARA RURAL COLLEGE OF ARCHITECTURE At/Post-Loni Kd, Tal : Rahata, Dist : Ahmednagar, M.S. - 413736 Tel : (02422) – 274295/96 Email:- principalprca@redifmail.com Affiliated to Savitribai Phule Pune University (SPPU, Pune) (Id No.PU/AN/ARCH,51./1996)					

		19.4	54.8	25.8	0.0	100
6	Benifits you derived from the course	9	20	2	0	31
		29.0	64.5	6.5	0.0	100
7	Overall learning environment	3	22	4	2	31
		9.7	71.0	12.9	6.5	100
AverageTotal		4	18	9	1	31
Average Percentage		13	57	28	2	100

The performance of alumni feedback found that about highest 57 percent of alumni was feel very good, 28 percent alumni was feel Average, 13 percent alumni was feel Excellent, 2 percent alumni was feel unsatisfactory about infrastructure and other facilities.

Suggestions from stakeholders

- To make available sport facilities on Sunday.
- The internet and Wi-Fi facility should be extended for more area of campus.
- Provide online knowledge sharing platform.
- Organize seminars, workshops related to life enhancement.
- Support of faculty member is requiring publishing the research paper.



Academic Coordinator



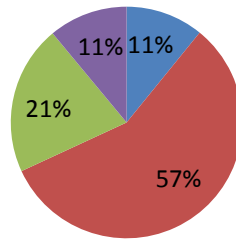

PRINCIPAL
Pravara Rural College of
Architecture, Loni



GRAPHICAL REPRESENTATION OF FEEDBACK ANALYSIS 2019-20

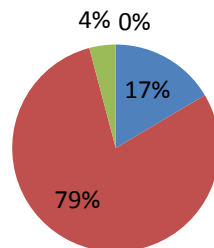
Student Feedback on Syllabus A.Y. 2019-20

■ Excellent ■ Good ■ Average ■ Poor



Teacher's Feedback on Syllabus A.Y. 2019-20

■ Excellent ■ Good ■ Average ■ Poor



Alumni Feedback on Syllabus A.Y. 2019-20

■ Excellent ■ Good ■ Average ■ Poor

