



FEEDBACK ANALYSIS REPORT

AY - 2018-19

The institute tries to provide the best possible atmosphere and learning experience for students in order for them to attain their full academic potential. Students, teachers, alumni, and employers all play important roles in evaluating, developing, and improving the learning experience. The Feedback Process has emphasized the necessity of student involvement in higher education quality assurance. Student involvement mandates that students act as collaborators rather than passive recipients in the teaching and learning process. For the academic year 2018-19, data from Students, teachers, alumni's comments was collected and analysed, as shown in the tables below.

The responses received from the students are presented in below table for the year 2018-19.

Sr. No.	Particulars	Excellent	Good	Average	Poor	Total
1	Academic content	13	105	33	17	168
	Percentage	7.74	62.50	19.64	10.12	100
2	Coverage of modern/advanced topics	34	93	31	10	168
	Percentage	20.24	55.36	18.45	5.95	100
3	Coverage of the syllabus in classroom	25	103	26	14	168
	Percentage	14.88	61.31	15.48	8.33	100
4	How do you rate the sequence of the subjects that you have studied?	17	89	39	23	168
	Percentage	10.12	52.98	23.21	13.69	100
5	How do you rate the relevance of units in syllabus relevant to course?	29	87	32	20	168
	Percentage	17.26	51.79	19.05	11.90	100
6	How do you rate the sequence of the units in the course?	11	109	36	12	168
	Percentage	6.55	64.88	21.43	7.14	100
7	Rate the size of syllabus in terms of the load on the student	14	93	44	17	168
	Percentage	8.33	55.36	26.19	10.12	100
8	How do you rate the evaluation scheme designed for each of the course?	16	63	63	26	168



Pravara Rural Education Society's
PRAVARA RURAL COLLEGE OF ARCHITECTURE
 At/Post-Loni Kd, Tal : Rahata, Dist : Ahmednagar, M.S. - 413736
 Tel : (02422) – 274295/96 Email:- principalprca@redifmail.com
 Affiliated to Savitribai Phule Pune University (SPPU, Pune)
 (Id No.PU/AN/ARCH,51./1996)



	Percentage	9.52	37.50	37.50	15.48	100
9	How do you rate the courses that you have learnt in relation to your real life application?	28	116	20	4	168
	Percentage	16.67	69.05	11.90	2.38	100
10	Availability of text books/study materials	13	127	28	0	168
	Percentage	7.74	75.60	16.67	0.00	100
11	Industrial visits conducted	8	111	22	27	168
	Percentage	4.76	66.07	13.10	16.07	100
12	Usefulness of tests and assignments	23	89	42	14	168
	Percentage	13.69	52.98	25.00	8.33	100
13	Benefits you derived from the course	21	87	38	22	168
		12.50	51.79	22.62	13.10	100
	Average Total	233	1192	419	186	168
	Average Percentage	12	58	21	9	100

The performance of student overall feedback found that about highest 58 percent of students feel good, 12 percent students feel excellent, 21 percent students feel average and remaining only 9 percent students feel poor about Curriculum.

Teachers Feedback-



The responses received from the teacher respondents are presented in below table for the year 2018-19

Sr.No	Particulars	Excellent	Good	Average	Poor	Total
1	Academic content	3	12	2	0	17
	Percentage	17.6	70.6	11.8	0.0	100.0
2	The system followed by the university for the design and development of curriculum	5	11	1	0	17
	Percentage	29.4	64.7	5.9	0.0	100
3	Coverage of modern/advanced topics	1	16	0	0	17
	Percentage	5.9	94.1	0.0	0.0	100



4	How do you rate the sequence of the subjects in the Programme	2	13	2	0	17
	Percentage	11.8	76.5	11.8	0.0	100
5	How do you rate the relevance of units in syllabus relevant to course?	4	12	1	0	17
	Percentage	23.5	70.6	5.9	0.0	100
6	How do you rate the sequence of the units in the course?	1	13	3	0	17
	Percentage	5.9	76.5	17.6	0.0	100
7	Rate the size of syllabus in terms of the load on the student	2	15	0	0	17
	Percentage	11.8	88.2	0.0	0.0	100
8	How do you rate the evaluation scheme designed for each of the course?	2	11	4	0	17
	Percentage	11.8	64.7	23.5	0.0	100
9	How do you rate the courses in relation to your real life application?	5	9	3	0	17
	Percentage	29.4	52.9	17.6	0.0	100
10	Availability of text books/study materials	1	13	3	0	17
	Percentage	5.9	76.5	17.6	0.0	100
	Average Total	3	13	2	0	17
	Average Percentage	15	74	11	0	100

Overall 74 % Teachers had given good feedback, 15% Teachers had given excellent on overall design and content of the B. Arch syllabus and 11 % teachers are satisfied with the syllabus.

	Pravara Rural Education Society's PRAVARA RURAL COLLEGE OF ARCHITECTURE At/Post-Loni Kd, Tal : Rahata, Dist : Ahmednagar, M.S. - 413736 Tel : (02422) – 274295/96 Email:- principalprca@redifmail.com Affiliated to Savitribai Phule Pune University (SPPU, Pune) (Id No.PU/AN/ARCH,51./1996)	
---	---	---

Alumni Feedback-

Our alumni feedback is valuable for us as it provides inputs regarding improvement in facilities. Based on the comments of the alumni, the analysis is carried out as follows:

The responses received from the Alumni respondents are presented in below table for the year 2018-19

Sr. No.	Particulars	Excellent	Good	Average	Poor	Total
1	College Infrastructure & Lab facilities	1	18	11	2	32
		3.1	56.3	34.4	6.3	100
2	College campus cleanliness	3	14	12	2	32
		9.4	43.8	37.5	6.3	96.875
3	Alumni Association/ Network of Old Friends	1	22	9	0	32
		3.1	68.8	28.1	0.0	100
4	Faculty	6	17	9	1	32
		18.8	53.1	28.1	3.1	103.125
5	How do you rate the courses that you have learnt in relation to your real life application?	6	25	0	1	32
		18.8	78.1	0.0	3.1	100
6	Benifits you derived from the course	5	26	1	1	32
		15.6	81.3	3.1	3.1	103.125
7	Overall learning environment	5	23	3	1	32
		15.6	71.9	9.4	3.1	100
Average Total		4	21	6	1	32
Average Percentage		12	64	20	4	100

The performance of alumni feedback found that about highest 64 percent of alumni was feel very good, 20 percent alumni was feel Average, 12 percent alumni was feel Excellent, 4 percent alumni was feel unsatisfactory about infrastructure and other facilities.



Pravara Rural Education Society's
PRAVARA RURAL COLLEGE OF ARCHITECTURE
At/Post-Loni Kd, Tal : Rahata, Dist : Ahmednagar, M.S. - 413736
Tel : (02422) – 274295/96 Email:- principalprca@redifmail.com
Affiliated to Savitribai Phule Pune University (SPPU, Pune)
(Id No.PU/AN/ARCH,51./1996)



Suggestions from stakeholders

- Studios should be open till 6 pm after college timing.
- Appoint external faculty for mock viva
- Sport facility should be improved.
- Communication with teachers and parents should be increase.
- Practical oriented knowledge and learning skill should be implemented.
- Need to organize lectures or seminars on personality development
- The time span is not sufficient to have exposure to various aspects of profession in course architectural training.

Academic Coordinator



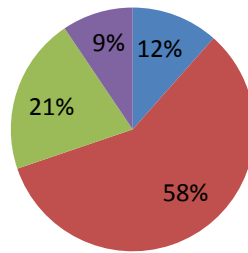
PRINCIPAL
Pravara Rural College of
Architecture, Loni



GRAPHICAL REPRESENTATION OF FEEDBACK ANALYSIS 2018-19

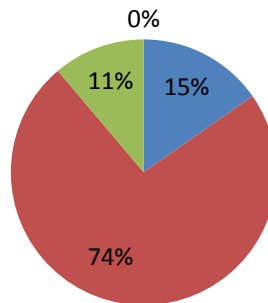
Student Feedback on Syllabus A.Y. 2018-19

■ Excellent ■ Good ■ Average ■ Poor



Teacher's Feedback on Syllabus A.Y. 2018-19

■ Excellent ■ Good ■ Average ■ Poor



Alumni Feedback on Syllabus A.Y. 2018-19

■ Excellent ■ Good ■ Average ■ Poor

