



Criteria 3 – Research, Innovations and Extension (110)

3.2- Innovation Ecosystem (15)

3.2.1 Institution has created an ecosystem for innovations and has initiatives for creation and transfer of knowledge 10

| NO | PERTICULAR |
|----|--|
| 1 | Summary of financial Support of faculty |
| 2 | List of Consultancy Projects |
| 3 | You Tube Channel And Online Discussion Manthan Forum During Covid - 19 Focusing On Research Seminars |
| 4 | Seminars And Webinars On Research |
| 5 | Hands on workshops |
| 6 | Case study and Site visit |
| 7 | Annual Exhibition |
| 8 | Study and Settlement Tour |
| 9 | List of MOU and Collaboration |




PRINCIPAL
Pravara Rural College of
Architecture, Loni



LOKNETE. DR. BALASAHEB VIKHE PATIL
(PADMA BHUSHAN AWARDEE)
PRAVARA RURAL EDUCATION SOCIETY'S
**PRAVARA RURAL COLLEGE
OF ARCHITECTURE LONI**

Sadatpur Road, Loni Kd., Tal.: Rahata, Dist.: Ahmednagar 413 736, (M.S.)
Ph:(02422)274295 Email: principalprca@yahoo.co.in Web: www.pravaracoaloni.in
Affiliated to Savitribai Phule Pune University, Pune Id No. PU/AN/ARCH/51/1996
& Council of Architecture, New Delhi

NUMBER OF BENEFICIARY OF FINANCIAL ASSISTANCE OF TEACHING STAFF

| SR.NO | YEAR | NO. OF BENEFICIARIES |
|-------|---------|----------------------|
| 1 | 2022-23 | 04 |
| 2 | 2021-22 | 06 |
| 3 | 2020-21 | 01 |
| 4 | 2019-20 | 14 |
| 5 | 2018-19 | 06 |




PRINCIPAL
Pravara Rural College of
Architecture, Loni



LIST OF CONSULTANCY PROJECTS

| Sr. No. | Name of the Project by Design Cell | Client |
|----------------|---|---|
| 2019-20 | | |
| 1 | Interior renovation of pharmacy labs | P.R.C.O.P. (Diploma), Loni |
| 2 | Development of Chemistry Lab at Sainik School | Dr. V.V.P. Sainik School, Loni |
| 3 | Interior of Guest House at Pravara Public School | Pravara Public School, Pravaranagar. |
| 4 | Civil work and Interiors at Guest House at Paper Mill Campus. | Paper Mill, Loni. |
| 5 | Design of a secondary school | Pravara Madhyamik Vidyalaya, Cholakewadi. |
| 6 | Construction of Mess building at Pravara Public School | Pravara Public School, Pravaranagar. |
| 2021-22 | | |
| 7 | Construction of a Shed at Ram Mandir | Loni Grama Panchayat, Loni. |
| 2022-23 | | |
| 8 | Redevelopment of Hall | Hirkani Mahila Gramasangha, Kolhar Bk. |
| 9 | Interior of Director's office at Agri. College | Pravara institute of Agricultural Sciences, Loni |
| 10 | Tree plantation Layout for Janaseva Office | Hon. Chairman, P.R.E.S., Loni. |
| 11 | Landscaping at Engineering College | Pravara Rural Engineering College, Loni. |
| 2023-24 | | |
| 12 | Interior Design of Pata Sanstha | Priyadarshani Pata Sanstha, Loni |
| 13 | Construction of a parking shed | Anusayabai S. Gholap Ashram Shala, Mirpur Lohare. |



PRINCIPAL
Pravara Rural College of
Architecture, Loni



LOKNETE. DR. BALASAHEB VIKHE PATIL
(PADMA BHUSHAN AWARDEE)
PRAVARA RURAL EDUCATION SOCIETY'S
PRAVARA RURAL COLLEGE
OF ARCHITECTURE **LONI**

Sadatpur Road, Loni Kd., Tal.: Rahata, Dist.: Ahmednagar 413 736, (M.S.)
Ph:(02422)274295 Email: principalprca@yahoo.co.in Web: www.pravaracoaloni.in
Affiliated to Savitribai Phule Pune University, Pune Id No. PU/AN/ARCH/51/1996
& Council of Architecture, New Delhi

YOU TUBE CHANNEL AND ONLINE DISCUSSION MANTHAN FORUM DURING COVID - 19 FOCUSING ON RESEARCH SEMINARS



LOKNETE. DR. BALASAHEB VIKHE PATIL
(PADMA BHUSHAN AWARDEE)
PRAVARA RURAL EDUCATION SOCIETY

PRAVARA RURAL COLLEGE OF ARCHITECTURE
LONI



MANTHAN

DISCUSSION FORUM

DR KTV REDDY
DIRECTOR TECHNICAL
LOKNETE DR. BALASAHEB VIKHE PATIL (PADMA BHUSHAN AWARDEE)
PRAVARA RURAL EDUCATION SOCIETY, PRAVARAN

RESEARCH METHODOLOGY
[HTTPS://YOUTU.BE/_IQ7GVJCJIG](https://youtu.be/_IQ7GVJCJIG)
DATE: 4TH NOVEMBER 2020
TIME : 5:30 PM

**WEBINAR ON RESEARCH METHODOLOGIES THROUGH
“MANTHAN” ONLINE DISCUSSION FORUM DURING COVID 19**



Rajeshwari
PRINCIPAL
Pravara Rural College of
Architecture, Loni



LOKNETE. DR. BALASAHEB VIKHE PATIL
(PADMA BHUSHAN AWARDEE)
PRAVARA RURAL EDUCATION SOCIETY

PRAVARA RURAL COLLEGE OF ARCHITECTURE

LONI

DATE: 04/11/2020

2020-2021

| 2020-21 | WEBINAR ON RESEARCH METHODOLOGIES DURING COVID 19 THROUGH MANTHAN DISCUSSION FORUM |
|-----------------------------|---|
| Expert Person: | Dr. KTV Reddy Director (Technical), Loknete Dr. Balasaheb Vikhe Patil (Padma Bhushan Awardee) Pravara Rural Education Society, Pravaranagar |
| Student coordinator: | Anuj Rabade |
| Aim: | To provide participants with a comprehensive understanding of the fundamentals of research. |
| Objectives : | <ul style="list-style-type: none">•To understand the term "Research"•To understand types of research•To understand various methodologies used in research |
| Duration: | 5.30pm |
| No. of students : | 45 |

Summary:

The webinar on Research Methodologies, conducted by Dr. KTV Reddy, Director (Technical) of Loknete Dr. Balasaheb Vikhe Patil Pravara Rural Education Society, aimed to provide participants with a comprehensive understanding of the fundamentals of research. The overarching goal was to equip attendees with knowledge about the concept of research, different research types, and the array of methodologies employed in the research process.

The webinar commenced with the aspiration to define and delve into the essence of "Research." Dr. Reddy meticulously elaborated on the concept, emphasizing its significance in contributing to the growth of knowledge and understanding in various fields. He outlined the pivotal role research plays in driving innovation, shaping policies, and solving real-world problems.

Dr. Reddy then directed the participants' attention towards the diverse typologies of research. He delineated between quantitative and qualitative research methodologies, highlighting their unique characteristics, purposes, and applications. This distinction provided attendees with a foundational understanding of the different approaches researchers adopt when investigating various phenomena.

The webinar's core segment revolved around the exploration of various research methodologies. Dr. Reddy methodically expounded on methodologies such as experimental research, survey research, case study research, and ethnographic research, among others. He elucidated the nuances, advantages, and challenges associated with each methodology, enabling attendees to grasp the intricacies of method selection based on research objectives.

A significant highlight of the webinar was the insightful outcome. Anuj Rabade, a student representative, introduced Dr. KTV Reddy, adding a personal touch to the event. This interaction not only enhanced the participants' engagement but also demonstrated the institute's commitment to fostering a dynamic learning environment.

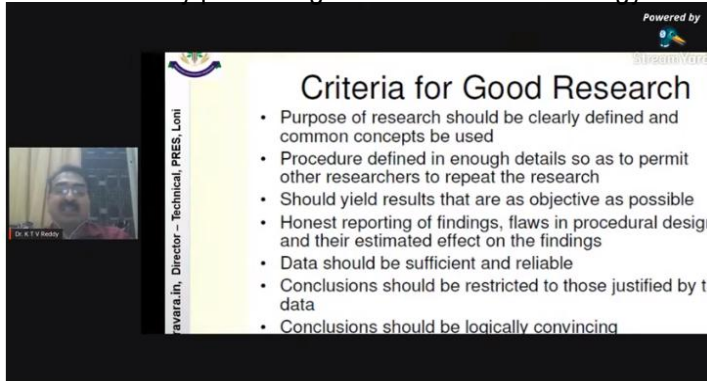
In conclusion, the webinar on Research Methodologies by Dr. KTV Reddy, Director (Technical) of Loknete Dr. Balasaheb Vikhe Patil Pravara Rural Education Society, successfully achieved its aims. Participants gained a clearer understanding of the term "Research," the various types of research, and the diverse methodologies employed in research endeavors. The engaging session, enriched by the student representative's involvement, served as a platform for knowledge dissemination and interactive learning.



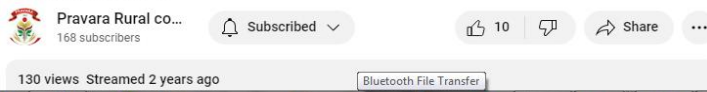
Student Coordinator Anuj Rabade introducing speaker Dr.K.T.V. Reddy



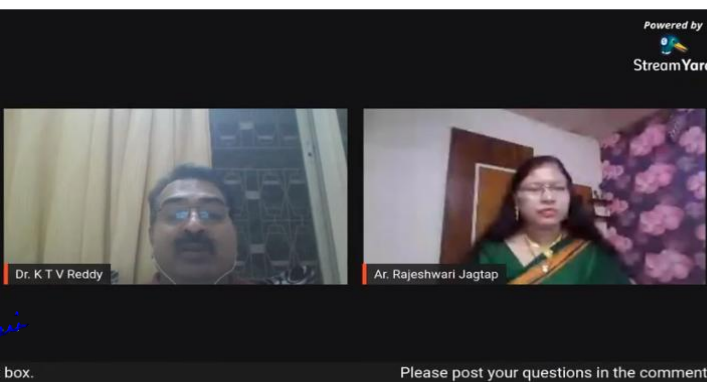
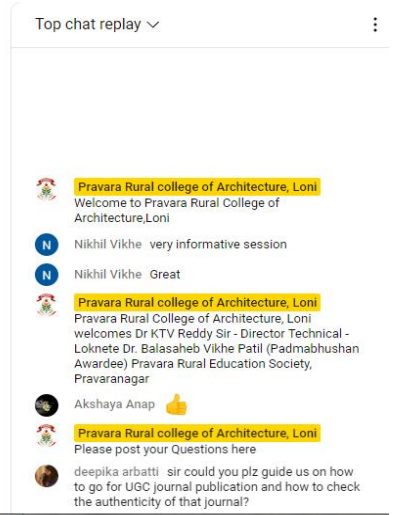
Dr.K.T.V. Reddy presenting On Research Methodology




Manthan Session -5



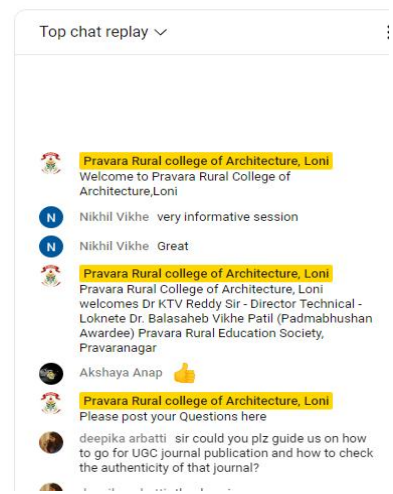
Dr.K.T.V. Reddy presenting On Research Methodology



Manthan Session -5



Principal Ar.Rajeshwari Jagtap Conducting Question Answer session



Rajeshwari

PRINCIPAL
Pravara Rural College of
Architecture, Loni



LOKNETE. DR. BALASAHEB VIKHE PATIL
 (PADMA BHUSHAN AWARDEE)
 PRAVARA RURAL EDUCATION SOCIETY
PRAVARA RURAL COLLEGE OF ARCHITECTURE
LONI



MANTHAN

DISCUSSION FORUM

MR MUEL PRABHAKAR
 ALLANA COLLEGE OF ARCHITECTURE, PUNE

STUDENTS' MUSIC WELFARE CENTER.
[HTTPS://YOUTU.BE/MMOII-GOZTE](https://youtu.be/MMOII-GOZTE)
 DATE: 20TH JANUARY 2021
 TIME : 10:30 AM



LOKNETE. DR. BALASAHEB VIKHE PATIL
 (PADMA BHUSHAN AWARDEE)
 PRAVARA RURAL EDUCATION SOCIETY
PRAVARA RURAL COLLEGE OF ARCHITECTURE
LONI



MANTHAN

DISCUSSION FORUM

MR ROHIT KATARIA
 ALLANA COLLEGE OF ARCHITECTURE, PUNE

PARASITIC CITY - A SUBTERRANEAN URBAN FABRIC
[HTTPS://YOUTU.BE/MMOII-GOZTE](https://youtu.be/MMOII-GOZTE)
 DATE: 20TH JANUARY 2021
 TIME : 10:30 AM



Rajeshwari

PRINCIPAL
Pravara Rural College of
Architecture, Loni

INTER COLLEGE STUDENT RESEARCH PRESENTATION THROUGH
“MANTHAN” ONLINE DISCUSSION FORUM DURING COVID 19



LOKNETE. DR. BALASAHEB VIKHE PATIL
(PADMA BHUSHAN AWARDEE)
PRAVARA RURAL EDUCATION SOCIETY

PRAVARA RURAL COLLEGE OF ARCHITECTURE

LONI

DATE:20/ 06/2021

2020-2021

| 2020-21 | INTER COLLEGE RESEARCH PRESENTATION DURING COVID 19 THROUGH MANTHAN DISCUSSION FORUM |
|-----------------------------|---|
| Expert Person: | Mr.Noel Prabhakar , Allana College Of Architecture, Pune Mr.Rohit Kataria , Allana College Of Architecture, Pune |
| Student coordinator: | Anuj Rabade |
| Aim: | To foster a platform for students to showcase their research work, exchange ideas, and engage in meaningful discussions despite the challenges posed by the pandemic. |
| Objectives : | <ul style="list-style-type: none">•Provide a Platform for Research Dissemination•Encourage Inter-College Collaboration•Adapt to the Challenges of COVID-19•Facilitate Thoughtful Discussions•Offer a Learning Opportunity |
| Duration: | 10.30 AM |
| No. of students : | 50 |

Summary: The inter-college research presentation by Mr. Noel Prabhakar and Mr. Rohit Kataria from Allana College of Architecture in Pune aimed to overcome the challenges posed by the COVID-19 pandemic. By utilizing the Manthan Discussion Forum, the initiative provided a virtual platform for students from various colleges to present and discuss their research work. This event sought to foster collaboration, innovation, and knowledge sharing among students despite the limitations of remote learning and social distancing measures.

Objectives:

Provide a Platform for Research Dissemination: The primary objective was to offer students an opportunity to present their research findings, projects, and ideas to a wider audience within the academic community. The platform aimed to facilitate the sharing of diverse perspectives and insights.

Encourage Inter-College Collaboration: The presentation aimed to break down geographic barriers and encourage collaboration between students from different colleges. By providing a virtual space for interaction and discussion, the forum aimed to foster a sense of community and exchange of ideas.

Adapt to the Challenges of COVID-19: Given the limitations imposed by the pandemic, the presentation aimed to adapt to the new normal of remote learning and engagement. It aimed to demonstrate the resilience of educational institutions in finding innovative ways to continue academic activities.

Facilitate Thoughtful Discussions: Through the Manthan Discussion Forum, the initiative aimed to promote thoughtful discussions around research topics, encouraging critical thinking and exploration of emerging trends in architecture and related fields.

Offer a Learning Opportunity: The event aimed to provide participants with a valuable learning experience by exposing them to a range of research topics and methodologies. Participants could gain insights into different approaches to research and broaden their understanding of the field.

Outcome:

Research Dissemination: Students were able to present their research work to a wider audience, gaining valuable feedback and exposure for their projects.

Collaboration: The event facilitated collaboration between students from different colleges, creating a sense of community and promoting the exchange of ideas.

Adaptation to Challenges: The initiative showcased the adaptability of educational institutions to the challenges posed by the pandemic, demonstrating the effectiveness of virtual platforms for academic activities.

Engagement: Participants engaged in thoughtful discussions, enhancing their critical thinking skills and expanding their knowledge in the field of architecture.

Learning Opportunity: Attendees had the chance to learn from a diverse range of research topics and methodologies, enriching their understanding of research practices.

Overall, the inter-college research presentation on the Manthan Discussion Forum successfully provided a platform for research



Parasitic City

A Subterranean Urban Fabric

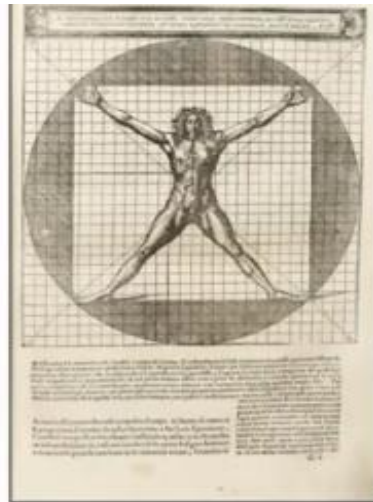
Parasite
(noun)

an organism that lives in or on an organism of another species (the host) and benefits by deriving nutrients at the other's expense.

City
(noun)

A city is a large human settlement with permanent and densely placed structures with defined boundaries (in theory)

Rural College of Architecture, Loni is celebrating 25 years of excellence in rural education. Contact: principal.prcarchloni@pravara.in
Mr.Rohit Kataria, Allana College Of Architecture, Pune presenting his presentation



Vitruvius in his first books on architecture has mentioned also of how the importance of a compact city, while developing a city the first two things to determine would be the public buildings and the city boundary. The city develops around these institutions and flourish in synergy with these buildings in a confined boundary which makes it secure and usable.

Our cities not only provide private development over public infrastructure but reflect the boundaries of our cities change everyday. Over the years our cities are consistently moving towards the outskirts forming a completely different sets of identity for the city. Then what's the definition or the identity of the city, is it the one where the culture flourished for hundreds of years and has abandoned now, or is it the outskirts where the city lives now.

excellence in rural education. Contact: principal.prcarchloni@pravara.in

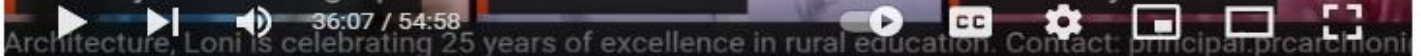
Mr.Rohit Kataria, Allana College Of Architecture, Pune presenting his presentation



Ar. Rajeshwari Jagtap

Rohit Kataria

Mr. Anuj Rabade



Architecture, Loni is celebrating 25 years of excellence in rural education. Contact: principal.prcarchloni

Question answer session by Principal Rajeshwari Jagtap and audience



Pravara Rural College of Architecture, Loni is celebrating 25 years of excellence in rural education

Mr.Noel Prabhakar, Allana College Of Architecture, Pune presenting his work



Manthan Session -10

Pravara Rural college of Architecture, Loni
 169 subscribers
 Subscribe
 37 likes
 Share
 374 views Streamed live on Jan 20, 2021 #Architecture #Allana #Pravara

Question answer session by Principal Rajeshwari Jagtap and audience

Top chat replay

- Pravara Rural college of Architecture, Loni
Welcome to Pravara Rural College of Architecture, Loni
- Rida Shaikh Go Noel!
- Mohsin Budguzar nice presentation 👍
- Christina Prabhakar Great presentation...
- Zarina Partapurwala Amazing Work Noel!!
- Grace Prabhakar Awesome idea Noel! 🙌🙌
- Tahir Sanwarwala Eeeuuuu!!!! 🔥🔥🔥
- Meerahmad01 Hannure Awesome work Noel 🔥
- Mohsin Budguzar beautifully rendered 🙌
- Christina Prabhakar Amazing concept... 😎
- Rina Salvi great job noel...we are all very proud of you!



Rajeshwari
PRINCIPAL
Pravara Rural College of Architecture, Loni



LOKNETE, DR. BALASAHEB VIKHE PATIL
(PADMA BHUSHAN AWARDEE)
PRAVARA RURAL EDUCATION SOCIETY

**PRAVARA RURAL COLLEGE OF ARCHITECTURE
LONI**

MANTHAN
DISCUSSION FORUM

MS PRAGATI AUTI
FIFTH YEAR STUDENT - 2020
PRAVARA RURAL COLLEGE OF ARCHITECTURE
LONI

NATURAL GEOMORPHOLOGIC WONDER (HERITAGE)
SITE DEVELOPMENT- NIGHOJ RIVERINE POTHLES
[HTTPS://YOUTU.BE/S49SGO4OHQU](https://youtu.be/S49SGO4OHQU)
DATE: 16TH SEPTEMBER 2020
TIME : 3:00 PM

**INSTITUTE STUDENT RESEARCH PRESENTATION THROUGH
“MANTHAN” ONLINE DISCUSSION FORUM DURING COVID 19**



Rajeshwari
**PRINCIPAL
Pravara Rural College of
Architecture, Loni**



LOKNETE. DR. BALASAHEB VIKHE PATIL
(PADMA BHUSHAN AWARDEE)
PRAVARA RURAL EDUCATION SOCIETY

PRAVARA RURAL COLLEGE OF ARCHITECTURE

LONI

DATE: 22/ 09/2020

2020-2021

| 2020-21 | INSTITUTE LEVEL RESEARCH PRESENTATION DURING COVID 19 THROUGH MANTHAN DISCUSSION FORUM |
|-----------------------------|---|
| Expert Person: | Miss. Pragati Auti, PRCA, Loni Mr.Sudarshan Sable, PRCA, Loni |
| Student coordinator: | Anuj Rabade |
| Aim: | To maintain the momentum of academic activities and research sharing despite the restrictions of the pandemic. The event aimed to provide a virtual platform for students to showcase their research findings and engage in meaningful discussions while adapting to the new normal of remote learning and social distancing. |
| Objectives : | <ul style="list-style-type: none">•Promote Research Dissemination•Utilize Virtual Platforms•Provide Learning Opportunities:•Encourage Engagement and Discussion |
| Duration: | 3.00pm |
| No. of students : | 70 |

The Institute Level Research Presentation organized by PRCA (Pravara Rural College of Architecture) in Loni aimed to provide a platform for students to present their research papers during the challenging times of the COVID-19 pandemic. The event utilized the Manthan Discussion Forum and leveraged live streaming on the college's YouTube channel and Facebook page to ensure wider accessibility. Miss Pragati Auti and Miss Akshaya Anap, both students of PRCA, presented their research papers. The event aimed to continue promoting academic engagement, research dissemination, and learning despite the constraints posed by the pandemic.

Objectives:

Utilize Virtual Platforms: The use of the Manthan Discussion Forum, along with live streaming on the college's YouTube channel and Facebook page, aimed to adapt to the digital landscape and ensure that research presentations remained accessible to all interested parties despite physical limitations.

Provide Learning Opportunities: The presentation aimed to provide an opportunity for students to learn about diverse research topics and methodologies through the research papers presented by their peers. It sought to enrich participants' understanding of research practices in the field of architecture.

Encourage Engagement and Discussion: The event aimed to foster active engagement and discussions among participants, promoting critical thinking and analytical skills. Through the virtual platform, participants could exchange ideas, offer feedback, and collaborate on research-related discussions.

Outcomes: The Institute Level Research Presentation through the Manthan Discussion Forum and live streaming on PRCA's YouTube channel and Facebook page yielded several positive outcomes:

Adaptation to Virtual Environment: The event demonstrated the adaptability of academic institutions by embracing virtual platforms, ensuring the continuation of academic activities during the pandemic.

Learning and Enrichment: Participants learned from a diverse range of research topics presented by their fellow students, enhancing their knowledge and exposure to different research methodologies.

Skill Development: Participants honed their presentation skills, critical thinking abilities, and engagement in scholarly discussions, all of which are valuable attributes for their academic and professional growth.


In conclusion, the Institute Level Research Presentation organized by PRCA in Loni through the

Powered by StreamYard


OBSERVATION -

- High density of travelers.
- PMPML and MSRTC stand is very crowded area at the evening it crosses extreme level.
- Pick up and drop point of PMPML buses at different spot.
- There is temporary stand for PMPML buses.
- Traffic jams at Ramabai Ambedkar chowk to entry point of MSRTC stand due to all autorikshaws parked on road no space is left for walking and also PMPML bus parked on road.
- Lack of space for parking.
- Hawkers, vendors, traveling agent seat on the pathways.
- Proper waiting area for PMPML travelers is not available.


PMPML STAND




RAMABAI AMBEDKAR CHOWK



TRAVEL AGENTS



RAILWAY STATION ENTRANCE



Pravara Rural College of Architecture, Loni is celebrating 25 years of excellence in rural education. Contact

Manthan -Session 4

Pravara Rural college of ...
169 subscribers

Subscribe

24

Share

411 views Streamed live on Oct 22, 2020

Top chat replay

Pravara Rural college of Architecture, Loni
Congratulations Sudarshan Sable

deepika arbatti slides are not visible

deepika arbatti yes its visible now

Vrushali Jadhav how u landed directly to inferences..if possible share your process graphically.. eg. how u can say directly that those were critical junctions...

Vrushali Jadhav also highlight the areas for parking

deepika arbatti plz explain the process of mapping of all the activities and areas

CELEBRATING 25 Years

Pravara

CONTEXT

- Nighoj is a village in Ahmednagar District, Maharashtra, India. It is about 90 km away from Pune.
- The pot holes are were nearby between 2-3 km length and 10 m width above 25 m in depth
- Near the river basin, temple of goddess Malganga is situated.
- There is also one temple is present at Pune side near to that small guest house, marriage hall & information center is present.

Study Area (google map)






CELEBRATING 25 Years

Pravara

Pravara Rural college of Architecture, Loni
Manthan is Open for All Discussion Forum

Pravara Rural College of Architecture, Loni is celebrating 25 years of excellence in rural education. Co



LOKNETE. DR. BALASAHEB VIKHE PATIL
(PADMA BHUSHAN AWARDEE)
PRAVARA RURAL EDUCATION SOCIETY'S

**PRAVARA RURAL COLLEGE
OF ARCHITECTURE** **LONI**

Sadatpur Road, Loni Kd., Tal.: Rahata, Dist.: Ahmednagar 413 736, (M.S.)
Ph:(02422)274295 Email: principalprca@yahoo.co.in Web: www.pravaracoaloni.in
Affiliated to Savitribai Phule Pune University, Pune Id No. PU/AN/ARCH/51/1996
& Council of Architecture, New Delhi

SEMINARS AND WEBINARS ON RESEARCH, IPR



LOKNETE. DR. BALASAHEB VIKHE PATIL
(PADMA BHUSHAN AWARDEE)
PRAVARA RURAL EDUCATION SOCIETY

PRAVARA RURAL COLLEGE OF ARCHITECTURE
LONI



Guest Lecture On

An Approach to Architectural Research Writing

SPEAKER
AR. ABHAY JAIPURKAR



Ar. Abhay Jaipurkar is Principal Architect of Firm "Architect – Design Studio", Aurangabad. His several Research papers have been Published in International Journal of Science and Research.

WHAT WILL YOU LEARN FROM THIS LECTURE...?

This Lecture will be mainly focusing on " How to Finalize Research Topic? And How to Link Research with Thesis topic?" This lecture will be helpful for fourth year and final year students.

Date :

09 October 2020

Time:

10.00am

On Google Meet


[Link will be share
on the same day]



+91 2422 274295, +91 2422 274296



principal.prcarchloni@pravara.in



YouTube

https://www.youtube.com/channel/UCH5j7p_ywmccNqQNhih5hww



<https://www.facebook.com/pravaraarchitecture/>

Ar. Dipeeka Arbatti

Coordinator



Ar. Sonali Chaskar

Vice Principal

Ar. Rajeshwari Jagtap

PRINCIPAL
Pravara Rural College of
Architecture, Loni



LOKNETE. DR. BALASAHEB VIKHE PATIL
(PADMA BHUSHAN AWARDEE)
PRAVARA RURAL EDUCATION SOCIETY

PRAVARA RURAL COLLEGE OF ARCHITECTURE

LONI

DATE:09/09/2020

2020-2021

| 2020-21 | WEBINAR ON APPROACH TO ARCHITECTURAL RESEARCH WRITING-REPORT |
|------------------|--|
| Resource Person: | Ar. Abhay Jaipurkar |
| Aim: | To equip students with a structured approach to effectively communicate architectural research, bridging the gap between theoretical knowledge and practical implementation. |
| Objectives: | <ul style="list-style-type: none">•To understanding the research process,•To developing writing skills, and fostering a research-oriented mindset. |
| Duration: | 2 hrs |
| No. of Students: | 37 |
| Co-ordinator | Ar. Dipeeka Arbatti |

Summary:

The webinar conducted by Ar. Abhay Jaipurkar on September 9, 2020, via the Google Meet platform, provided valuable insights into the essential aspects of architectural research writing. The event was organized by the PRCA Loni, and it was tailored for 4th-year architectural students. The coordination was led by Ar. Dipeeka Arbatti.

Key Outcomes:

Research Clarity: Ar. Abhay Jaipurkar emphasized the importance of selecting a clear and focused research topic, aiding students in aligning their interests with the broader architectural context. This clarity aids in defining the scope and objectives of the research.

In-depth Literature Review: The speaker guided students on how to conduct a thorough literature review. By studying existing architectural theories, designs, and case studies, students were able to identify gaps in knowledge that their research could address.

Methodological Rigor: The webinar discussed the significance of choosing an appropriate research methodology, whether qualitative, quantitative, or mixed methods. Understanding the methodology's alignment with research questions was highlighted.

Data Collection Techniques: Various data collection techniques, including surveys, interviews, and site analyses, were presented to students. Real-world examples showcased how these techniques contribute to gathering meaningful insights for architectural research.

Analytical Framework: Ar. Abhay Jaipurkar discussed the importance of developing a structured analytical framework. By organizing data and findings, students were enabled to draw conclusions and propose design recommendations effectively.

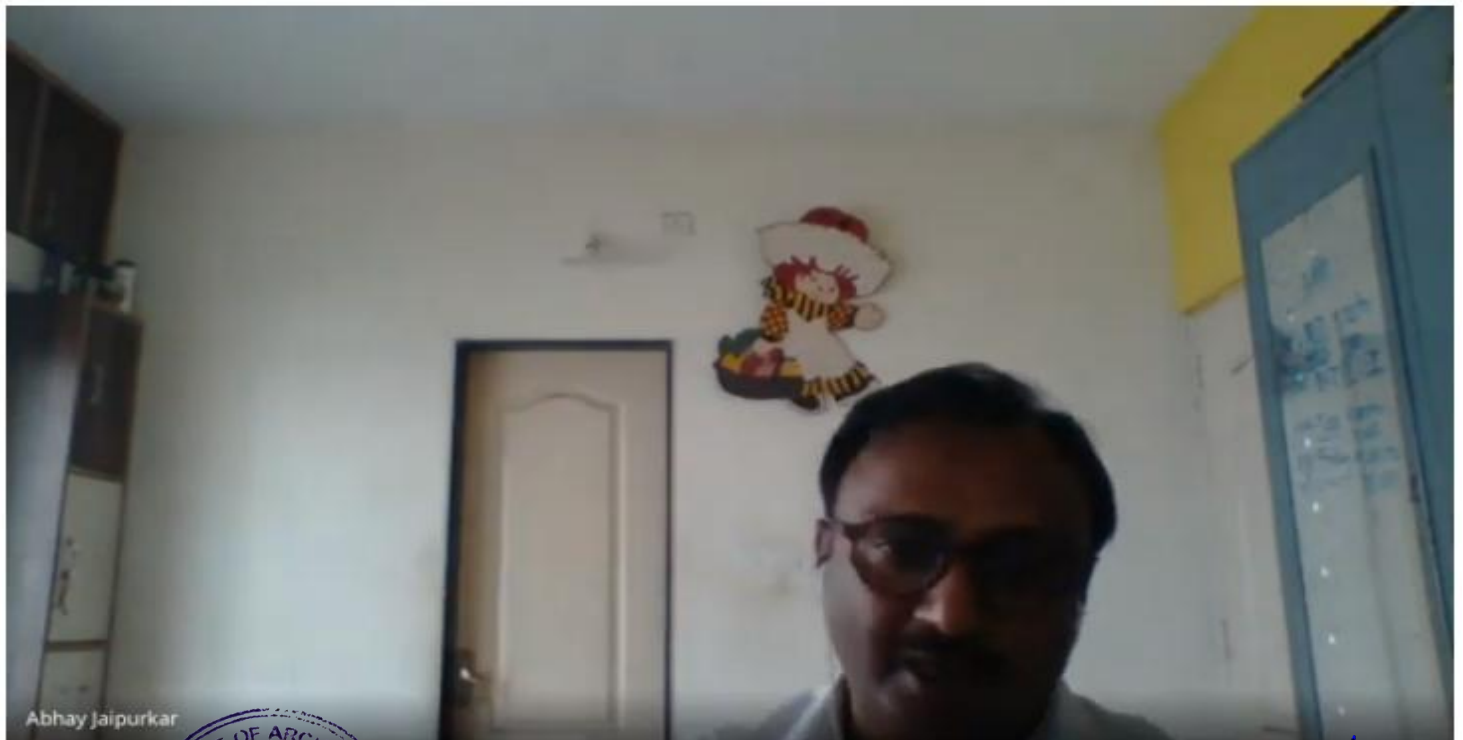
Writing Techniques: The webinar offered insights into structuring research papers coherently. Students learned to develop an introduction, methodology, results, discussion, and conclusion sections. The speaker also stressed the significance of clear and concise writing.

Visualization and Communication: Visual aids, such as sketches, diagrams, and images, were highlighted as powerful tools for communicating architectural concepts and findings effectively.

Overall, the webinar provided students with a comprehensive understanding of the architectural research writing process. By breaking down complex concepts into practical steps, Ar. Abhay Jaipurkar facilitated a more approachable approach to research, empowering students to engage in meaningful architectural discourse through well-structured research papers.



Ar. Abhay Jaipurkar presenting a presentation



Ar. Abhay Jaipurkar answering students questions



Rajeshwari

PRINCIPAL
Pravara Rural College of
Architecture, Loni



LOKNETE. DR. BALASAHEB VIKHE PATIL
(PADMA BHUSHAN AWARDEE)
PRAVARA RURAL EDUCATION SOCIETY

PRAVARA RURAL COLLEGE OF ARCHITECTURE

LONI

Organizing a online Guest Lecture on



“RESEARCH IN ARCHITECTURE”

11TH JANUARY 2022



BY
DR. PARAG NARKHEDE
HOD,
BHARATIYA KALA PRASARINI SABHA'S
COLLEGE OF ARCHITECTURE (BKPS),
PUNE



AR. SONALI CHASKAR

COORDINATOR

Raiswani

PRINCIPAL
Pravara Rural College of
Architecture, Loni



LOKNETE. DR. BALASAHEB VIKHE PATIL
(PADMA BHUSHAN AWARDEE)
PRAVARA RURAL EDUCATION SOCIETY

PRAVARA RURAL COLLEGE OF ARCHITECTURE

LONI

DATE: 11 /01/2022

2021-2022

| 2021-22 | Webinar on Research in Architecture |
|-------------------------|--|
| Resource Person: | Dr. Parag Narkhede |
| Coordinator | Ar. Sonali S. Chaskar |
| No. of Students: | 50 |
| Aim: | To Introduce Research in Architecture |
| Objectives: | 1.To know the meaning and need of research in Architecture 2.To introduce the concept of variables, measurement of variables, sample selection, ethics in research. |
| Duration: | 2 Hrs. (10.00am – 12.00pm) |

Summary:

Dr. Parag G. Narkhede, a distinguished figure in the academic and architectural realm, shared his expertise in a guest session focused on research and proposal writing. As the Head of Department at BKPS College of Architecture, Pune, and an Adjunct Professor at prestigious institutions, he brings a wealth of knowledge and experience to the field.

Dr. Parag G. Narkhede's impressive academic background, including achieving a gold medal for ranking first in ME (Town and Country Planning), and his significant contributions to the field are a testament to his authority. With a PhD in Architecture from the University of Pune, he has authored and presented over 75 papers at national and international levels. His role as a reviewer for papers in conferences highlights his commitment to advancing architectural research.

Session Highlights: The online session proved to be a comprehensive exploration of research concepts and the intricacies of proposal writing. Dr. Narkhede adeptly delved into several key components, providing students with a structured understanding:

Research Concept and Meaning: Dr. Narkhede elucidated the essence of research and its significance within the architectural domain, emphasizing its role in advancing knowledge and practice.

Content of Research Proposal: The session meticulously covered the elements integral to a research proposal:

Aim and Objectives

Research Questions

Methodology

Literature Review

Expected Conclusions

Bibliography

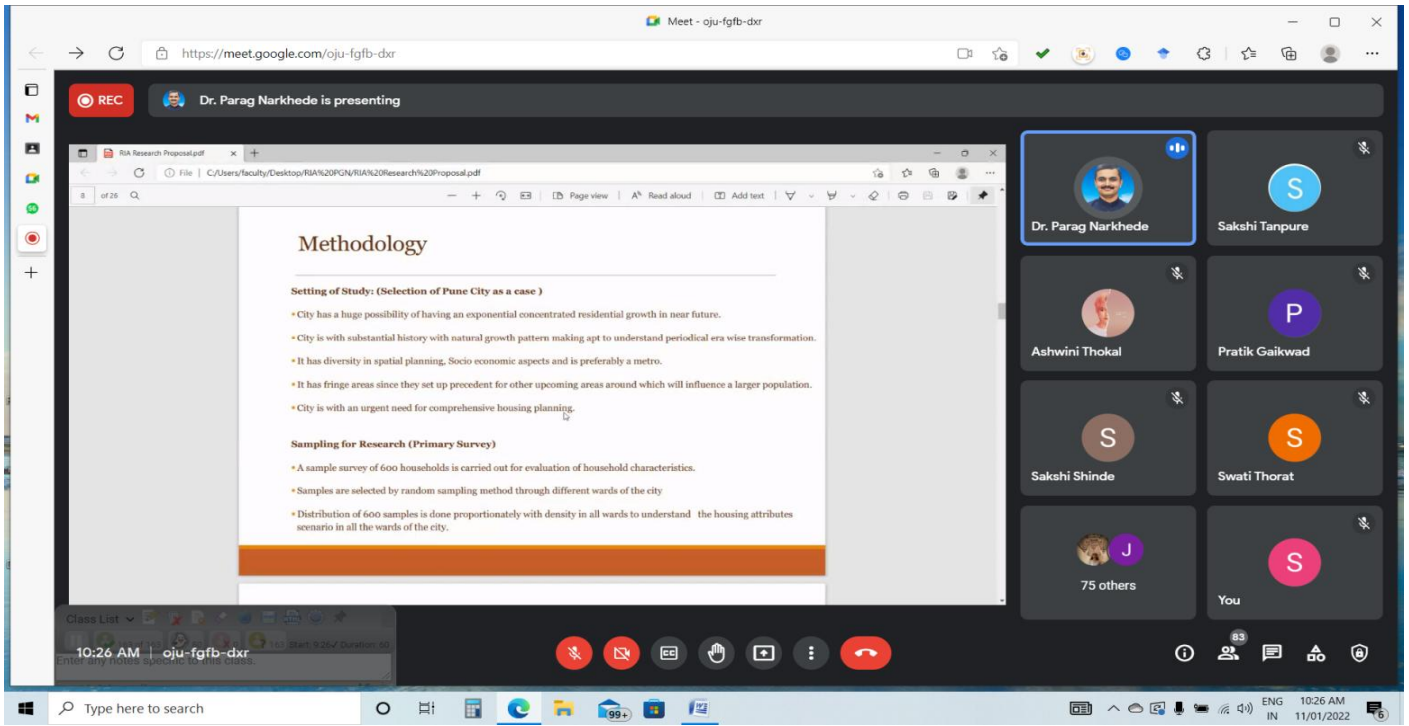
Concept of Variable and Sample Selection: Dr. Narkhede clarified the notion of variables and how their selection influences the research outcome. He also addressed the importance of selecting an appropriate sample for robust research results.

Paper Writing: The session concluded with insights into effective paper writing, emphasizing clarity, structure, and impactful communication of research findings.

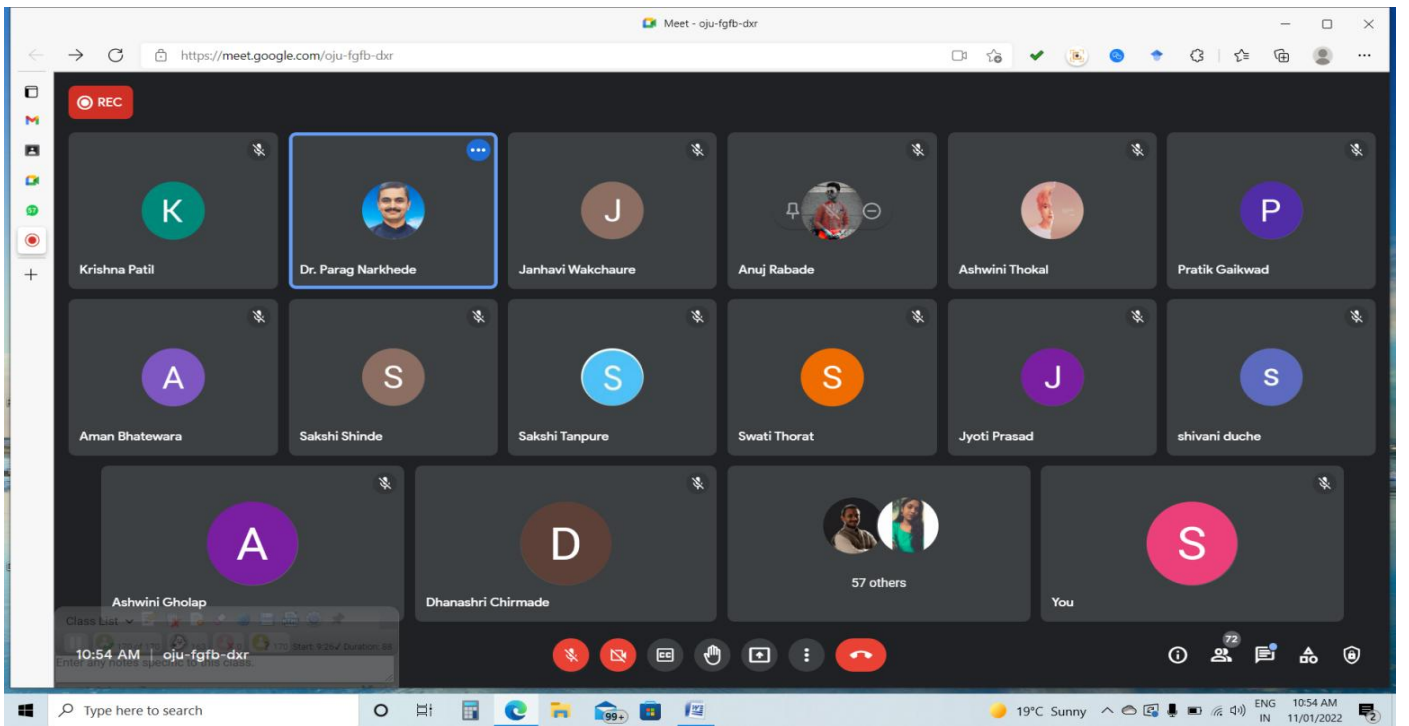
Outcome and Impact: Dr. Parag G. Narkhede's guest session provided students with invaluable insights into the world of research and proposal writing. By dissecting each component of a research proposal and delving into the nuances of variable selection and paper writing, students gained a comprehensive understanding of the research process.

The session's outcomes are expected to extend beyond the classroom, guiding students in their research endeavors and facilitating the development of high-quality research proposals. Dr. Narkhede's expertise serves as a beacon for aspiring researchers, equipping them with the tools to contribute meaningfully to the field of architecture.

In conclusion, the guest session by Dr. Parag G. Narkhede was a pivotal moment for students' academic journey, offering them structured insights into research concepts and proposal writing. The session's impact is anticipated to manifest through enhanced research skills and a more proficient approach to crafting impactful research proposals.



1. Dr. Parag Narkhede giving presentation on research



Event Attendance



Raiskewani
PRINCIPAL
Pravara Rural College of
Architecture, Loni



EVENT ATTENDANCE SHEET

Academic Year: 2021-22 Date: 11/01/2022
Event: Klebinax :- Research In Architecture
Teacher Coordinator: Ar. Sonali S. Chaskar Mob: 9096266588
Student Coordinator: _____ Mob: _____
Class: _____ Location: PRCA, Loni

| NO | STUDENTS NAME | SIGN | NO | STUDENTS NAME | SIGN |
|-----|---------------------|------|----|-------------------|------|
| 1. | Aher Apeksha | | 36 | Santosh Prajapati | |
| 2. | Deeshmukt Siddhi | | 37 | Sakshi Janghne | |
| 3. | Duche Shivani | | 38 | Anuj Labode | |
| 4. | Nishigandha Dumbre | | 39 | Namrata Chavhan | |
| 5. | Pratish Sonawane | | 40 | Nitesh Nehe | |
| 6. | Barkha Gharate | | 41 | Vaishnavi Tambe | |
| 7. | Gadhe Sanskar | | 42 | Pradnya Sonawane | |
| 8. | Shubham Ghelap | | 43 | Thorat Swati | |
| 9. | Gulve Anisha | | 44 | Shinde Sakshi | |
| 10. | Khormale Sakshi | | 45 | Ashwini Rukhni | |
| 11. | Khorte Vishakha | | 46 | Pandure Namita | |
| 12. | Dhavalant Inamne | | 47 | Jyoti Prasad | |
| 13. | Kokate Shrutika | | 48 | Katania Priti | |
| 14. | Lohalkar Pratik | | 49 | Gaikwad Pratik | |
| 15. | Khose Akash Anil | | 50 | Gharate Mukul | |
| 16. | Mande Tushar | | | | |
| 17. | Mokhe Shweta J. | | | | |
| 18. | Patil Jinal | | | | |
| 19. | Rinche Aditi | | | | |
| 20. | Priiti Natwade | | | | |
| 21. | Shinde Aparna | | | | |
| 22. | Tilekar Ishwari | | | | |
| 23. | Shinde Ganesh | | | | |
| 24. | Patil Pranav | | | | |
| 25. | Singha Abhijit | | | | |
| 26. | Kotkar R. Vahar | | | | |
| 27. | Wakchare Janhavi C. | | | | |
| 28. | Pandure Namita | | | | |
| 29. | Gyore Athar | | | | |
| 30. | Kalu Jyoti | | | | |
| 31. | Abhijeet Zinape | | | | |
| 32. | Roshan Varpe | | | | |
| 33. | Krishna Pahi | | | | |
| 34. | Gaurav Navarane | | | | |
| 35. | Chitambar Dhruv | | | | |



Sonali S. Chaskar
PRINCIPAL
Pravara Rural College of
Architecture, Loni



LOKNETE DR. BALASAHEB VISVE PATIL
(PADMA BHUSHAN AWARDEE)
PRAVARA RURAL EDUCATION SOCIETY'S
**PRAVARA RURAL COLLEGE
OF ARCHITECTURE** **LONI**

Sadatpur Road, Loni Kd. Tal: Rahata, Dist: Ahmednagar 413 736. (M.S)
Ph (02422)274295 Email: principalprca@yahoo.co.in Web: www.pravaracoloni.in
Affiliated to Savitribai Phule Pune University, Pune Id No. PU/AN/ARCH/51/199
& Council of Architecture, New Dell

FEEDBACK FORM

| ACADEMIC YEAR | 2021-22 | DATE | 11/01/22 | |
|--|--------------------------------------|----------|----------|-----------|
| EVENT | WEBINAR ON RESEARCH IN ARCHITECTURE. | | | |
| CLASS | 4 th | LOCATION | ONLINE | |
| NAME OF STUDENT | Khose Atash. | | | |
| QUESTIONS | POOR | AVERAGE | GOOD | EXCELLENT |
| 1. How was the overall organization of the case study/Site visit/Seminar/Workshop /Webinar | | | ✓ | |
| 2. How relevant was the contain discussed by the speaker during case study/Site visit/Seminar/Workshop /Webinar | | | ✓ | |
| 3. Duration given for case study/Site visit/Seminar/Workshop /Webinar | | | | ✓ |
| 4. How much the case study/Site visit/Seminar/Workshop /Webinar is useful from knowledge and information point of view | | | ✓ | |
| 5. Overall Conduct of the case study/Site visit/Seminar/Workshop /Webinar by the Speaker | | | | ✓ |
| 6. Overall Effectiveness of the case study/Site visit/Seminar/Workshop /Webinar | | | | ✓ |

Suggestions if any _____



Rajeshwari

PRINCIPAL
Pravara Rural College of
Architecture, Loni

Pravara Rural Education Society's

Pravara Rural College Of Architecture, Loni

At. Post.: Loni Kd., Tal: Rahata, Dist.: Ahmednagar, M.S. - 413
736

Tel: (02422) – 274295/96, Email ID: principalprca@yahoo.co.in
Affiliated to Savitribai Phule Pune University (SPPU, Pune)
(Id No. PU/AN/ARCH,51/1996)



Date: 0 1-07-2018

To,
The Principal,
Ar. Pradip Balote,
PRCA, Loni.

Subject: Application to Seminar On **INTELLECTUAL PROPERTY RIGHTS: A NEW AGE CHALLENGE-** on DATE:11 / 07 / 2018

Respected Madam,

This letter is to request for your kind approval for Seminar On **Intellectual Property Rights: A New Age Challenge**

| Event activity | Intellectual Property Rights: A New Age Challenge | | |
|---------------------|--|---------------------|--------------|
| Guest | ADV. GANESH ANARTHE (L.L.B, L.L.M.) Advocate in Sangamner Court. | Organization | PRCA |
| Teacher coordinator | Ar. Dipeeka Arbatti | Student coordinator | Pragati Auti |
| Duration | 2 Hours | Timing | 11.00am |
| Attending classes | all | Venue Location | PRCA |
| Required support | Projector | | |

Therefore, I request you to kindly issue permission in this regard. I shall be obliged for your quick approval.

Thanking you with regards.

Dhatti

Ar. Dipeeka Arbatti
Assistant Professor
PRCA, Loni



Approved

Pradip Balote

PRINCIPAL
Pravara Rural College of
Architecture, Loni

Pravara Rural Education Society's

Pravara Rural College Of Architecture, Loni

At. Post.: Loni Kd., Tal: Rahata, Dist.: Ahmednagar, M.S. - 413
736

Tel: (02422) – 274295/96, Email ID: principalprca@yahoo.co.in
Affiliated to Savitribai Phule Pune University (SPPU, Pune)
(Id No. PU/AN/ARCH,51/1996)





9-07-2018

NOTICE

All The Teachers And Students Of Pravara Rural College Of Architecture Are Informed
That, Intellectual Property Rights: A New Age Challenge- On 11 / 07/ 2018 At 11.00am. By **ADV.**
GANESH ANARTHE (L.L.B, L.L.M.), Advocate in Sangamner Court.




PRINCIPAL
Pravara Rural College of
Architecture, Loni

| | | |
|---|--|--|
|  | Pravara Rural Education Society's |  |
| | Pravara Rural College Of Architecture, Loni | |
| | At. Post.: Loni Kd., Tal: Rahata, Dist.: Ahmednagar, M.S. - 413 736 | |
| | Tel: (02422) – 274295/96, Email ID: principalprca@yahoo.co.in Affiliated to Savitribai Phule Pune University (SPPU, Pune) (Id No. PU/AN/ARCH,51/1996) | |

DATE:11 / 07/ 2018

2018-2019

| 2018-19 | INTELLECTUAL PROPERTY RIGHTS: A NEW AGE CHALLENGE- REPORT |
|--------------------------|--|
| Expert person: | ADV. GANESH ANARTHE (L.L.B, L.L.M.) Advocate in Sangamner Court. |
| Aim: | To understand Intellectual Property Rights as A New Age Challenge |
| Objectives: | i. India's Ranking and present status in the IP Index ii. World scenarios regarding IPR |
| Duration: | 1hour |
| No. of students : | 63 |

Summary:

Pravara Rural College of Architecture, located in Loni, took a proactive stance in addressing the contemporary issue of Intellectual Property Rights (IPR) through an insightful seminar. The seminar, titled "INTELLECTUAL PROPERTY RIGHTS: A NEW AGE CHALLENGE," aimed to provide participants with a comprehensive understanding of the challenges and opportunities posed by intellectual property in the modern era.

Advocate Ganesh Anarthe, an authority in the field of intellectual property law, spearheaded the seminar's content, sharing his expertise and insights. Architect Jameer Mulani played a pivotal role as the faculty in charge of organizing and coordinating the seminar, ensuring its success.

The seminar encompassed two significant focal points:

India's Ranking and Present Status in the IP Index: An exploration of India's current standing in the global Intellectual Property Index formed a core part of the discussion. This segment delved into India's achievements, challenges, and advancements in the realm of intellectual property, offering participants valuable insights into the nation's progress and areas that require further attention.

World Scenarios Regarding IPR: The seminar extended its scope beyond India to provide attendees with a broader perspective on international Intellectual Property Rights scenarios. This segment encompassed an analysis of global trends, emerging practices, and international case studies. Participants gained a comprehensive view of the interconnected nature of intellectual property regulations on a global scale.

The seminar bore fruits in terms of outcomes:

1. Enhanced Awareness: Participants gained a deeper awareness of the complexities and significance of Intellectual Property Rights in the modern world. The seminar fostered a heightened understanding of the challenges and opportunities presented by IPR.

2. Informed Discussions: The knowledge shared during the seminar acted as a catalyst for informed discussions among attendees. This provided a platform for the exchange of ideas and perspectives related to intellectual property challenges.

3. Practical Insights: Adv. Ganesh Anarthe's expertise provided attendees with practical insights into dealing with intellectual property issues in various contexts, enriching their understanding of real-world scenarios.

4. Academic Enrichment: The seminar aligned with the college's commitment to academic enrichment. Participants gained exposure to contemporary issues and challenges, thereby

5. Commitment to Continuous Learning: The seminar demonstrated Pravara Rural College of Architecture's commitment to nurturing advanced learners. By addressing intellectual property challenges, the institution aimed to contribute to the personal and professional growth of its participants.

To conclude, the "INTELLECTUAL PROPERTY RIGHTS: A NEW AGE CHALLENGE" seminar organized by Pravara Rural College of Architecture succeeded in its mission to impart awareness, insights, and knowledge about intellectual property in the modern context. With the guidance of Advocate Ganesh Anarthe and Architect Jameer Mulani's stewardship, the seminar contributed to advancing the understanding of intellectual property rights among the participants, fostering an environment of learning and engagement.



Ar. Jameer Mulani felicitate Adv. Ganesh Anarthe on the occasion of IPR seminar.



Adv. Ganesh Anarthe guide students on IPR : a new age challenge.



Interaction between students and Adv. Ganesh Anarthe on a new age challenge.



Group photo with Adv. Ganesh Anarthe



Teeraj S.
PRINCIPAL
Pravara Rural College of
Architecture, Loni

PRAVARA RURAL COLLEGE OF ARCHITECTURE, LONI
EVENT ATTENDANCE SHEET

Academic Year: 2018-19

Date: 11/07/18

Event: Seminar on IPR - A new age challenge



Host: Jamir Mulani Mobile: _____

Organisation: PRCA

| no | Student Name | Signature | no | Student Name | Signature |
|-----|-------------------------|-----------|----|-----------------------|-----------|
| 1. | RUTUJA B. WANCHMURE | | 40 | Mande Tushar | |
| 2. | Pranjal Ganesh Kale | | 41 | Karjan Varad | |
| 3. | Aishwarya Gulab Ganwade | | 42 | Mahale Pranav | |
| 4. | Rutuja A. Pate | | 43 | Mekar Ishwari | |
| 5. | Mhaske Aarti | | 44 | Inamdar Dhaval Mih | |
| 6. | Dighe Samruddhi | | 45 | Deshmukh Siddhi | |
| 7. | Akshada Vikhe | | 46 | Kokate Shrutika | |
| 8. | Shruti Kataria | | 47 | Sayli Boraskar | |
| 9. | Pandure Arti | | 48 | Pragati Aarti | |
| 10. | Tigrashree Patil | | 49 | Peeram warule | |
| 11. | Dimple Patil | | 50 | Vidhuakarma Nikhilesh | |
| 12. | Kale Saamru | | 51 | Bhavin Haghela | |
| 13. | Sapna Varpe | | 52 | Abhishek Singh | |
| 14. | Ashok Chepte | | 53 | Therat salon | |
| 15. | Pooja M. Jain | | 54 | Pratikha Palaw | |
| 16. | Swami Yogita R. | | 55 | Zambare Pranita | |
| 17. | Kanawade Sakshi B | | 56 | Joshi Vaishnavi | |
| 18. | Pranjal Karnavat | | 57 | simran chavala | |
| 19. | Shelar Kuntika M. | | 58 | Shrikant borse | |
| 20. | Patil Samruddhi | | 59 | Kadam Vaishnavi | |
| 21. | Shrutika kokate | | 60 | Katte Aishwarya | |
| 22. | Deshmukh Siddhi | | 61 | Kharde Kalyani | |
| 23. | Kharde Ritanshu | | 62 | Mane Deepak | |
| 24. | Rabatekar Revati | | 63 | Mahale Nikita | |
| 25. | Gagde Atharv | | | | |
| 26. | Aher Apeksha | | | | |
| 27. | Ghumte Shubham | | | | |
| 28. | Patil Jinal | | | | |
| 29. | Sonawane Hitesh | | | | |
| 30. | Nishigandha Dumbre | | | | |
| 31. | Kharmale Sakshi | | | | |
| 32. | Gharte Puchita | | | | |
| 33. | Narwade Pahi | | | | |
| 34. | Singray Govraj | | | | |
| 35. | Shubham Ghumte | | | | |
| 36. | Kotkar Shrutali | | | | |
| 37. | Chinde Ganesh | | | | |
| 38. | Khose Akash | | | | |
| 39. | Tahvi Lakshore | | | | |



PRINCIPAL
Pravara Rural College of
Architecture, Loni

| | | |
|---|--|---|
|  | Pravara Rural Education Society's |  |
| | Pravara Rural College Of Architecture, Loni | |
| | At. Post.: Loni Kd., Tal. Rahata, Dist.: Ahmednagar, M.S. - 413 736 | |
| | Tel: (02422) - 274295/96, Email ID: principalprca@yahoo.co.in Affiliated to Savitribai Phule Pune University (SPPU, Pune) (Id No. PU/AN/ARCH,51/1996) | |

FEEDBACK FORM

| ACADEMIC YEAR <u>18-19.</u> | DATE <u>11-7-18</u> | | | |
|--|----------------------|---------|------|-----------|
| EVENT <u>Seminar on ZPR - new age challenge</u> | | | | |
| CLASS <u>M1</u> | LOCATION <u>prca</u> | | | |
| NAME OF STUDENT <u>Mhaske Arti</u> | | | | |
| QUESTIONS | POOR | AVERAGE | GOOD | EXCELLENT |
| 1. How was the overall organization of the case study/Site visit/Seminar/Workshop /Webinar | | | ✓ | |
| 2. How relevant was the contain discussed by the speaker during case study/Site visit/Seminar/Workshop /Webinar | | | ✓ | |
| 3. Duration given for case study/Site visit/Seminar/Workshop /Webinar | | | ✓ | |
| 4. How much the case study/Site visit/Seminar/Workshop /Webinar is useful from knowledge and information point of view | | | ✓ | |
| 5. Overall Conduct of the case study/Site visit/Seminar/Workshop /Webinar by the Speaker | | ✓ | | |
| 6. Overall Effectiveness of the case study/Site visit/Seminar/Workshop /Webinar | | | ✓ | |

Suggestions if any _____



Tejpalote

PRINCIPAL
Pravara Rural College of
Architecture, Loni



LOKNETE. DR. BALASAHEB VIKHE PATIL
(PADMA BHUSHAN AWARDEE)
PRAVARA RURAL EDUCATION SOCIETY'S

PRAVARA RURAL COLLEGE
OF ARCHITECTURE **LONI**

Sadatpur Road, Loni Kd., Tal.: Rahata, Dist.: Ahmednagar 413 736, (M.S.)
Ph:(02422)274295 Email: principalprca@yahoo.co.in Web: www.pravaracoaloni.in
Affiliated to Savitribai Phule Pune University, Pune Id No. PU/AN/ARCH/51/1996
& Council of Architecture, New Delhi

HANDS ON WORKSHOPS



Date: 01/12/2022

To,
The Principal,
Ar. Tejashree Thangaokar,
PRCA, Loni.

Subject: Application to Organize **Madhubani Painting Workshop** On 9-12-2022

Respected Madam,

This letter is to request for your kind approval for **Madhubani Painting Workshop**

| Event activity | Madhubani Painting Workshop | | |
|---------------------|-----------------------------|---------------------|--------------------|
| Guest | Mrs. Jayashree Ghodke | Organization | PRCA |
| Teacher coordinator | Ar. Dipeeka Arbatti | Student coordinator | Disha Hinduja |
| Duration | 6 Hours | Timing | 11.00 am to 5.00pm |
| Attending classes | All | Venue Location | Classroom no.1 |
| Required support | Projector | | |

Therefore, I request you to kindly issue permission in this regard. I shall be obliged for your quick approval.

Thanking you with regards.

Ar. Dipeeka Arbatti
Assistant Professor
PRCA, Loni



Approved

PRINCIPAL
**Pravara Rural College of
Architecture, Loni**



LOKNETE. DR. BALASAHEB VIKHE PATIL
(PADMA BHUSHAN AWARDEE)
PRAVARA RURAL EDUCATION SOCIETY'S
**PRAVARA RURAL COLLEGE
OF ARCHITECTURE LONI**

Sadatpur Road, Loni Kd., Tal.: Rahata, Dist.: Ahmednagar 413 736, (M.S.)
Ph:(02422)274295 Email: principalprca@yahoo.co.in Web: www.pravaracoaloni.in
Affiliated to Savitribai Phule Pune University, Pune Id No. PU/AN/ARCH/51/1996
& Council of Architecture, New Delhi

DATE: 7/12/2022

NOTICE

We are pleased to inform all the students and teachers of Pravara Rural College of Architecture, Loni, College is Organizing Madhubani Painting Workshop on the occasion of FY B.Arch Induction.

Date: 09/12/2022

Time: 11.00am To 5.00pm

Venue: PRCA, Classroom No-1

We look forward to your enthusiastic participation in the Madhubani Painting Workshop to make the FY B.Arch Induction event a vibrant and creative experience. For any queries or further information, please feel free to contact Prof. Dipeeka Arbatti




**PRINCIPAL
Pravara Rural College of
Architecture, Loni**



Date: 09/12/2022

2022-23

| 2022-23 | MADHUBANI PAINTING WORKSHOP – REPORT |
|------------------------------|--|
| Expert Person : | Mrs. Jayashree Ghodke |
| Faculty In charge: | Ar.DipeekaArbatti |
| Aim: | To introduce participants to the traditional art form of Madhubani painting, which originated in the Mithila region of India. |
| Objectives: | Introduction to Madhubani Art Learning Techniques and Styles Enhancing Artistic Skills Creative Expression Inspiring Interest in Traditional Art |
| Duration: | 1 Day |
| No. Of Participants : | 38 |

Summary: A Madhubani painting workshop was conducted by the expert artist, Mrs. Jayashree Ghodke, at Pravara Rural College of Architecture Loni on the occasion of Induction of F.Y.B.Arch student on 9th December 2022. The workshop aimed to introduce participants to the traditional art form of Madhubani painting, which originated in the Mithila region of India. During the workshop, Mrs. Jayashree Ghodke shared her vast knowledge and expertise in Madhubani painting techniques. Participants learned about the history, styles, and motifs associated with this ancient art form. Mrs. Ghodke guided the attendees through the step-by-step process of creating intricate and colorful Madhubani paintings.

Objectives of the workshop were:

Introduction to Madhubani Art: The primary objective of the workshop is to introduce participants to the traditional art form of Madhubani painting, its history, origins, and significance in the Mithila region of India.

Preservation of Cultural Heritage: By familiarizing participants with Madhubani art, the workshop aims to promote the preservation and appreciation of this unique cultural heritage and traditional art form.

Learning Techniques and Styles: The workshop seeks to provide a hands-on learning experience, enabling participants to learn various Madhubani painting techniques, styles, and motifs under the guidance of an expert artist.

Enhancing Artistic Skills: Through practical sessions and demonstrations, the workshop aims to enhance participants' artistic skills and brushwork, allowing them to create intricate and vibrant Madhubani paintings.

Creative Expression: The workshop encourages participants to express their creativity and individuality through the art form, enabling them to explore and experiment with colors, patterns, and designs.

Cultural Awareness and Appreciation: By engaging with the cultural aspects of Madhubani painting, the workshop promotes cultural awareness and appreciation among participants, fostering a deeper connection with traditional Indian art.

Inspiring Interest in Traditional Art: One of the key objectives is to inspire interest in traditional art forms and encourage participants to explore and delve into the rich artistic heritage of India.

Encouraging Artistic Exploration: The workshop aims to create a supportive and nurturing environment for participants to explore their artistic interests and develop a passion for Madhubani painting.

Promoting Cross-Cultural Learning: The workshop may attract participants from diverse backgrounds, facilitating cross-cultural learning and exchange of ideas related to art and creativity.

Promoting Social Interaction: By bringing together individuals with a shared interest in art, the workshop fosters social interaction, collaboration, and a sense of community among participants.

Overall, The objectives of the Madhubani painting workshop are centered on promoting cultural heritage, artistic skill development, and creative expression, while encouraging participants to appreciate and engage with the beauty and significance of this traditional art form

Sanket Kanwade, the student coordinator, played a vital role in organizing the workshop, ensuring smooth coordination, and encouraging active participation among the attendees. Under his guidance, the workshop provided a platform for students and art enthusiasts to explore their creativity and learn from a seasoned artist. The workshop not only imparted artistic skills but also allowed participants to immerse themselves in the rich cultural heritage of Madhubani painting. It fostered a sense of appreciation for traditional art forms and encouraged the preservation of cultural artistry. Overall, the Madhubani painting workshop led by Mrs. Jayashree Ghodke and coordinated by Ar. Dipeeka Arbatti proved to be a valuable and enriching experience, offering participants the opportunity to delve into the world of this unique art style and carry forward the legacy of Madhubani painting. Outcome of the workshop was A4 size canvas painting. In the valedictory function vote of thanks was given by Charura Sonparote.



Mrs. Jayashree Ghodke Explaining Basic motifs used in Madhubani Art



Mrs. Jayashree Ghodke examining Basic motifs drawn by Participants



Ahmednagar, Maharashtra, India
 Longitude 74.448° E Latitude 19.5846° N
 26° C
 Friday, 09, Dec, 2022 02:11 PM



Ahmednagar, Maharashtra, India
 Longitude 74.4487° E Latitude 19.5863° N
 26° C
 Friday, 09, Dec, 2022 02:46 PM

Mrs. Jayashree Ghodke explaining how to use canvas board for painting.

Mrs. Jayashree Ghodke examining Basic motifs drawn by Participants



Madhubani art by - Disha Hinduja

Madhubani art by - Kartik Badade

Madhubani art by - Aniket Jagatap

Madhubani art by - Sanket Kanawade

Madhubani art by - Vaishnavi Gunjal

Madhubani art by - Dhanashri Dukare

Madhubani art by - Farhan Mansuri

Madhubani art by - Dhanashri Dhotre



(Signature)
PRINCIPAL
Pravara Rural College of
Architecture, Loni



EVENT ATTENDANCE SHEET

Academic Year: 2022-23 Date: 09/12/22
 Event: Madhubani workshop: By Mrs. Jayashree Ghodake.
 Teacher Coordinator: Ar. Dipeeka Arbatti Mob: 7798409893
 Student Coordinator: Laxmi Dawkhar Mob: 8999969091
 Class: S.Y Location: PRCA

| NO | STUDENTS NAME | SIGN | NO | STUDENTS NAME | SIGN |
|----|--------------------------|--------------------|----|---------------|------|
| 1 | Zisape Abhijeet | <i>[Signature]</i> | | | |
| 2 | Ritu Foke | <i>[Signature]</i> | | | |
| 3 | Namrata Chavhan | <i>[Signature]</i> | | | |
| 4 | Sakshi Tanpure | <i>[Signature]</i> | | | |
| 5 | Hinduja Disha Gansi | <i>[Signature]</i> | | | |
| 6 | Vaishnav Kalyani Shinish | <i>[Signature]</i> | | | |
| 7 | Gunjal Vaishnavi | <i>[Signature]</i> | | | |
| 8 | Dutare Dhanashree | <i>[Signature]</i> | | | |
| 9 | Pratiksha Lavande | <i>[Signature]</i> | | | |
| 10 | Onkar Narkal | <i>[Signature]</i> | | | |
| 11 | Ritesh Doshmukt | <i>[Signature]</i> | | | |
| 12 | Yashraj Doshmukt | <i>[Signature]</i> | | | |
| 13 | Nitesh Tirkhe | <i>[Signature]</i> | | | |
| 14 | Chetan Jadhav | <i>[Signature]</i> | | | |
| 15 | Sanket Kamawade | <i>[Signature]</i> | | | |
| 16 | Aniket Jagtap | <i>[Signature]</i> | | | |
| 17 | Dighe Nishal | <i>[Signature]</i> | | | |
| 18 | Nilesh Nelve | <i>[Signature]</i> | | | |
| 19 | Mukul Ghante | <i>[Signature]</i> | | | |
| 20 | Bardole Kartik | <i>[Signature]</i> | | | |
| 21 | Mansuri Fattan | <i>[Signature]</i> | | | |
| 22 | Shinde Sumit | <i>[Signature]</i> | | | |
| 23 | Vrushali Pungal | <i>[Signature]</i> | | | |
| 24 | Ritu Tambe | <i>[Signature]</i> | | | |
| 25 | Pawar Tejashree | <i>[Signature]</i> | | | |
| 26 | Pathan Rahin | <i>[Signature]</i> | | | |
| 27 | Tayane Dilipdrin | <i>[Signature]</i> | | | |
| 28 | Bhalerao Shweta | <i>[Signature]</i> | | | |
| 29 | Kanade Jyoti | <i>[Signature]</i> | | | |
| 30 | Vivajeet Pujate | <i>[Signature]</i> | | | |
| 31 | Bawiskar Chaituli | <i>[Signature]</i> | | | |
| 32 | Kachana Deshmukt | <i>[Signature]</i> | | | |
| 33 | Laxmi Dawkhar | <i>[Signature]</i> | | | |
| 34 | Pranali Binnar | <i>[Signature]</i> | | | |
| 35 | Shravani Burhade | <i>[Signature]</i> | | | |



[Signature]
PRINCIPAL
 Pravara Rural College of
 Architecture, Loni




FEEDBACK FORM

| ACADEMIC YEAR | 22-23 | DATE | 19/12/22 | |
|--|-----------------------------|----------|----------|-----------|
| EVENT | Madhubani Painting Workshop | | | |
| CLASS | — | LOCATION | PRCA | |
| NAME OF STUDENT | Vaishnavi Gyujal | | | |
| QUESTIONS | POOR | AVERAGE | GOOD | EXCELLENT |
| 1. How was the overall organization of the case study/Site visit/Seminar/Workshop /Webinar | | | ✓ | |
| 2. How relevant was the contain discussed by the speaker during case study/Site visit/Seminar/Workshop /Webinar | | | | ✓ |
| 3. Duration given for case study/Site visit/Seminar/Workshop /Webinar | | | ✓ | |
| 4. How much the case study/Site visit/Seminar/Workshop /Webinar is useful from knowledge and information point of view | | | ✓ | , |
| 5. Overall Conduct of the case study/Site visit/Seminar/Workshop /Webinar by the Speaker | | | ✓ | |
| 6. Overall Effectiveness of the case study/Site visit/Seminar/Workshop /Webinar | | | | ✓ |

Suggestions if any No




PRINCIPAL
Pravara Rural College of
Architecture, Loni



LOKNETE. DR. BALASAHEB VIKHE PATIL
(PADMA BHUSHAN AWARDEE)
PRAVARA RURAL EDUCATION SOCIETY'S
**PRAVARA RURAL COLLEGE
OF ARCHITECTURE LONI**

Sadatpur Road, Loni Kd., Tal.: Rahata, Dist.: Ahmednagar 413 736, (M.S.)
Ph:(02422)274295 Email: principalprca@yahoo.co.in Web: www.pravaracoaloni.in
Affiliated to Savitribai Phule Pune University, Pune Id No. PU/AN/ARCH/51/1996
& Council of Architecture, New Delhi

DATE: 30/11/2022

NOTICE

All students Students' of second year B. Arch are informed that, This workshop on Model making is organized on 2/12/2022.

Details of the Workshop:

Date: 2/12/2022.

Time: 9.00am to 5.00pm

Duration : One day

Venue: Workshop Lab, PRCA




**PRINCIPAL
Pravara Rural College of
Architecture, Loni**



DATE: 02/12/2022

2021-22

| 2021-22 | MODEL MAKING WORKSHOP- REPORT |
|-----------------------|---|
| Expert Person : | Prof.Kapil Burhade |
| Faculty In charge: | Prof.Kapil Burhade |
| Aim: | To introduce innovative use of MDF boards and lipping patties and create a range of panel doors and different types of trusses. |
| Objectives: | <ol style="list-style-type: none">Hands-on LearningExploration of MaterialsEnhancement of Technical SkillsExposure to Architectural ElementsUnderstanding of Construction TechniquesApplication of Architectural ConceptsTeamwork and CollaborationEmpowerment and Confidence Building |
| Duration: | 1 Day |
| No. Of Participants : | 11 |

Summary:

The Model Making Workshop, conducted at Pravara Rural College of Architecture (PRCA), featured the innovative use of MDF boards and lipping patties to create a range of panel doors and different types of trusses. The workshop was led by the expert guidance of Prof. Kapil Burhade, renowned for his expertise in architectural model making. Shruti Chavhan, a student coordinator, played a pivotal role in facilitating the workshop.

Objectives of workshops were

Hands-on Learning: The primary objective of the workshop was to provide participants with a hands-on learning experience in architectural model making using MDF boards and lipping patties. By actively engaging in the creation process, students could better understand the practical aspects of constructing panel doors and trusses.

Exploration of Materials: The workshop aimed to introduce participants to the innovative use of MDF boards and lipping patties as versatile materials in architectural representation. By exploring these materials, students could discover their unique properties and potential for creating intricate architectural models.

Enhancement of Technical Skills: The workshop sought to enhance participants' technical skills in model making. By working with specialized workshop equipment and tools, students learned precision cutting, assembly, and finishing techniques required for creating accurate and detailed models.

Exposure to Architectural Elements: Through the creation of panel doors and various types of trusses, the workshop exposed participants to fundamental architectural elements used in building design. This allowed them to gain insights into the structural and aesthetic considerations involved in their implementation.

Promotion of Creativity: Another objective was to encourage creativity and design exploration. Participants were given the freedom to experiment with different styles, patterns, and dimensions when crafting their panel doors and trusses, fostering their imaginative thinking in architectural representation.

Understanding of Construction Techniques: By engaging in the process of model making, students gained a deeper understanding of construction techniques related to panel doors and trusses. This practical knowledge could be valuable in their future architectural projects.

Application of Architectural Concepts: The workshop aimed to bridge the gap between theoretical knowledge and practical application. By applying architectural concepts to the model making process, students could reinforce their understanding of design principles in a tangible manner.

Teamwork and Collaboration: Through group activities and discussions, the workshop fostered a sense of teamwork and collaboration among participants. Working together on complex projects like trusses encouraged students to communicate effectively and share ideas.

Exhibition of Student Work: The workshop provided an opportunity for participants to showcase their model making skills through an exhibition. This public display allowed them to receive feedback from peers and faculty, fostering a culture of constructive critique and improvement.

Empowerment and Confidence Building: By successfully completing the workshop and creating their panel doors and trusses, participants gained a sense of empowerment and confidence in their abilities as emerging architects.

Overall, the Model Making Workshop aimed to equip participants with essential practical skills, inspire creativity, and provide valuable insights into architectural elements, preparing them to excel in their academic pursuits and future architectural careers.

During the workshop, participants were introduced to the various applications of MDF boards and lipping patties in architectural model making. They learned how to craft panel doors of different styles and trusses of various complexities, using specialized workshop equipment and tools. Prof. Kapil Burhade's insightful guidance enriched the learning experience, as he shared invaluable tips and techniques to achieve precise and accurate model making. Participants had the opportunity to explore the potential of MDF boards and lipping patties as versatile materials in architectural representation. The workshop allowed students to showcase their creativity and attention to detail, as they designed and constructed model panel doors and trusses. This hands-on experience provided a platform for them to enhance their technical skills and gain confidence in handling workshop equipment. The outcome of the workshop showcased an array of meticulously crafted model panel doors and trusses, reflecting the students' dedication and commitment to architectural model making. The workshop not only strengthened their understanding of various construction techniques but also provided valuable insights into the practical application of architectural concepts. Overall, the Model Making Workshop with MDF boards and lipping patties was a resounding success, nurturing the students' passion for model making and empowering them to apply their newfound knowledge in their future architectural endeavors. Prof. Kapil Burhade's expertise and Shruti Chavhan's exceptional coordination ensured that the workshop was a valuable learning experience for all participants, contributing to the holistic development of architectural students at PRCA.



Students working on Truss model



Student working on Truss model



Students working on models under guidance of Prof. Kapil Burhade



Prof. Kapil Burhade demonstrating model cuttings



PRINCIPAL
Pravara Rural College of
Architecture, Loni



Final Miniature models of Panel Doors



Final Miniature models of Panel Doors




PRINCIPAL
Pravara Rural College of
Architecture, Loni

EVENT ATTENDANCE SHEET

Academic Year: 2021-22

Date: 02/12/22

Event: Model making workshop

Teacher Coordinator: Kapil Burchade Mob: _____

Student Coordinator: Sahil Amrao Mob: _____

Class: T.Y.

| NO | STUDENTS NAME | SIGN | NO | STUDENTS NAME | SIGN |
|----|-------------------|------|----|---------------|------|
| 1 | Wagh Gaurav | | | | |
| 2 | Amrao Sahil | | | | |
| 3 | Thombare Atharav | | | | |
| 4 | Chavan Shrutti | | | | |
| 5 | Dawkar Laxmi | | | | |
| 6 | YASH DATIR | | | | |
| 7 | Chetan Jadhav | | | | |
| 8 | Chaudhari Tanmay | | | | |
| 9 | Pravin Ferang | | | | |
| 10 | Sakshi Phapole | | | | |
| 11 | Shravani Burchade | | | | |



PRINCIPAL
 Pravara Rural College of
 Architecture, Loni




FEEDBACK FORM

| ACADEMIC YEAR <u>21-22</u> | | DATE <u>02/12/22</u> | | |
|--|------|----------------------|------|-----------|
| EVENT <u>model making workshop</u> | | | | |
| CLASS <u>1st</u> | | LOCATION <u>PRCA</u> | | |
| NAME OF STUDENT <u>Chetan Jadhav</u> | | | | |
| QUESTIONS | POOR | AVERAGE | GOOD | EXCELLENT |
| 1. How was the overall organization of the case study/Site visit/Seminar/Workshop /Webinar | | | | ✓ |
| 2. How relevant was the content discussed by the speaker during case study/Site visit/Seminar/Workshop /Webinar | | | | ✓ |
| 3. Duration given for case study/Site visit/Seminar/Workshop /Webinar | | | | ✓ |
| 4. How much the case study/Site visit/Seminar/Workshop /Webinar is useful from knowledge and information point of view | | | | ✓ |
| 5. Overall Conduct of the case study/Site visit/Seminar/Workshop /Webinar by the Speaker | | | | ✓ |
| 6. Overall Effectiveness of the case study/Site visit/Seminar/Workshop /Webinar | | | | ✓ |

Suggestions if any no.




PRINCIPAL
**Pravara Rural College of
Architecture, Loni**



Date: 3/1/22

To,
The Principal,
Ar. Rajeshwari Jagtap,
PRCA, Loni.

Subject: Application to Organize **Wall Painting Workshop** On **8 - 1- 2022**

Respected Madam,

This letter is to request for your kind approval for **Wall Painting Workshop**

| Event activity | Wall Painting Workshop | | |
|---------------------|---------------------------|---------------------|-------------------|
| Guest | Mr. Rajendra Ghodke | Organization | PRCA |
| Teacher coordinator | Ar.Ashwini Gholap | Student coordinator | Rutuja Wakchaure |
| Duration | 6Hours | Timing | 9.00 am to 4.00pm |
| Attending classes | All | Venue Location | PRCA Amphi |
| Required support | Tables, Rough News Papers | | |

Therefore, I request you to kindly issue permission in this regard. I shall be obliged for your quick approval.

Thanking you with regards.

Ar.Ashwini Gholap
Assistant Professor
PRCA, Loni



Approved

Rajeshwari

PRINCIPAL
Pravara Rural College of
Architecture, Loni



LOKNETE. DR. BALASAHEB VIKHE PATIL
(PADMA BHUSHAN AWARDEE)
PRAVARA RURAL EDUCATION SOCIETY'S
**PRAVARA RURAL COLLEGE
OF ARCHITECTURE LONI**

Sadatpur Road, Loni Kd., Tal.: Rahata, Dist.: Ahmednagar 413 736, (M.S.)
Ph:(02422)274295 Email: principalprca@yahoo.co.in Web: www.pravaracoloni.in
Affiliated to Savitribai Phule Pune University, Pune Id No. PU/AN/ARCH/51/1996
& Council of Architecture, New Delhi

Date: 5/1/22

NOTICE

We are pleased to inform all the students and teachers of Pravara Rural College of Architecture, Loni, College is Organizing Wall Painting workshop. Expert person for the event is renowned Artist Mr. Rajendra Ghodke

Date: 8 - 1- 2022

Time: 9.00 am to 4.00pm

Venue: PRCA, PRCA Amphi



Rajeshwari
**PRINCIPAL
Pravara Rural College of
Architecture, Loni**



LOKNETE. DR. BALASAHEB VIKHE PATIL
(PADMA BHUSHAN AWARDEE)
PRAVARA RURAL EDUCATION SOCIETY

PRAVARA RURAL COLLEGE OF ARCHITECTURE LONI



WALL PAINTING

Painting is the magical conjunction of space/no space; movement in stillness. A balanced experience of absorption and self-awareness. Slow looking.

EXPERT PERSON- Mr.RAJENDRA GHODKE

TEACHER COORDINATOR- Ar. ASHWINI GHOLAP
STUDENT COORDINATOR- MISS SAI DESHMUKH,
MISS RUTUJA WAKCHAURE

JANUARY 08TH, 2022 | 09:00 am - 4:00 pm
VENUE:- PRAVARA RURAL COLLEGE OF ARCHITECTURE, LONI



DATE: 08/01/2022

2021-22

| 2020-21 | WALL PAINTING WORKSHOP – REPORT |
|---------------------------|---|
| Expert Person: | Mrs. Rajendra Ghodke |
| Faculty In charge: | Ar.AshwiniGholap |
| Aim: | The primary aim of the Wall Painting Workshop was to introduce students to the art of wall painting and provide them with hands-on experience in creating large-scale murals. |
| Objectives : | <ol style="list-style-type: none">Introduction to Wall PaintingHands-on ExperienceCreative ExpressionTeamwork and Collaboration: |
| Duration: | 1 Day |
| No. of students : | 30 |

Summary:

A Wall Painting Workshop was conducted at PRCA Loni on 8th January 2022, led by the talented artist Rajendra Ghodke. The workshop was organized under the guidance of Faculty Incharge, Ar. Ashwini Gholap, and Principal Rajeshwari Jagtap also graced the event with her presence. The workshop saw the enthusiastic participation of 30 students who were divided into groups to paint three walls with three different themes.

The primary aim of the Wall Painting Workshop was to introduce students to the art of wall painting and provide them with hands-on experience in creating large-scale murals. The workshop aimed to encourage creativity and artistic expression while beautifying the campus.

Introduction to Wall Painting: The workshop aimed to provide an introduction to the techniques and methods used in wall painting. Participants learned about the different types of paint, brushes, and tools required for wall painting.

Hands-on Experience: The workshop provided participants with a unique opportunity to work on large walls and create impactful murals. Students learned how to plan and execute their artistic ideas on a larger canvas.

Creative Expression: The workshop encouraged participants to express their creativity through their chosen themes for the murals. They had the freedom to experiment with colors, forms, and designs, adding their personal touch to the artwork.

Teamwork and Collaboration: Working in groups to paint the walls encouraged students to collaborate, communicate effectively, and collectively bring their vision to life.

The outcome of the Wall Painting Workshop was the transformation of three walls on the campus into vibrant and eye-catching murals. Each mural depicted a different theme, adding a touch of artistic beauty to the surroundings.

The students' dedication and artistic skills were evident in the final murals, which showcased their creativity and ability to work as a team. The workshop not only provided an opportunity for self-expression but also contributed to the aesthetic enhancement of the campus.

The Wall Painting Workshop proved to be a successful and inspiring event. Rajendra Ghodke's expertise in wall painting provided valuable guidance to the students, and Ar. Ashwini Gholap's support added to the overall learning experience. The event highlighted PRCA Loni's commitment to nurturing artistic talent and fostering a creative and vibrant environment for its students. The painted walls served as a testament to the students' artistic abilities and showcased the institution's dedication to promoting art and creativity among its students.



Students working on wall murals



Students working on wall murals



Students and resource person working on wall murals




PRINCIPAL
Pravara Rural College of
Architecture, Loni



EVENT ATTENDANCE SHEET

Academic Year: 2021-22 Date: _____

Event: Wall painting workshop at et

Teacher Coordinator: _____ Mob: _____

Student Coordinator: _____ Mob: _____

Class: _____

| NO | STUDENTS NAME | SIGN | NO | STUDENTS NAME | SIGN |
|----|-------------------|------|----|---------------|------|
| 1. | Binnar Pranali | | | | |
| 2 | chauhan Namrata | | | | |
| 3 | Patil Prathamesh | | | | |
| 4 | BHOR Vaishnavi | | | | |
| 5 | Tirkey Nitel | | | | |
| 6 | Foke Ritu | | | | |
| 7 | Chauhan Tanmay | | | | |
| 8 | Tilande Anshika | | | | |
| 9 | Debmukh Sachara | | | | |
| 10 | Rabade Anshika | | | | |
| 11 | Chimale Dhanshi | | | | |
| 12 | Take Ranali | | | | |
| 13 | Sinax Rutuja | | | | |
| 14 | Katorbe Poo | | | | |
| 15 | Gagan Arham | | | | |
| 16 | Shinde Saloni | | | | |
| 17 | Thombax Atharva | | | | |
| 18 | Chumax Shubham | | | | |
| 19 | Rutuja Anshika | | | | |
| 20 | Uball Anshika | | | | |
| 21 | Gaurav Wagh | | | | |
| 22 | Shelke Sakinuddin | | | | |
| 23 | Nilesh Nehe | | | | |
| 24 | Mundhe Pooja | | | | |
| 25 | Chharate Mulcal | | | | |
| 26 | Nibe Pranali | | | | |
| 27 | Thorat Sumit | | | | |
| 28 | Gaikwad Pooja | | | | |
| 29 | Pratargan Pooja | | | | |
| 30 | Tambe Vaishnavi | | | | |
| 31 | Abhang Anshika | | | | |
| 32 | Vanshe Pooja | | | | |
| 33 | Tanpure Saloni | | | | |
| 34 | Pratapati Santosh | | | | |
| 35 | Sanalane Pooja | | | | |



Rajesh
PRINCIPAL
 Pravara Rural College of
 Architecture, Loni



LOKNETE. DR. BALASAHEB VIKHE PATIL
(PADMA BHUSHAN AWARDEE)
PRAVARA RURAL EDUCATION SOCIETY'S
**PRAVARA RURAL COLLEGE
OF ARCHITECTURE LONI**

Sadatpur Road, Loni Kd., Tal.: Rahata, Dist.: Ahmednagar 413 736, (M.S)
Ph: (02422)274295 Email: principalprca@yahoo.co.in Web: www.pravaracoloni.in
Affiliated to Savitribai Phule Pune University, Pune Id No. PU/AN/ARCH/51/199
& Council of Architecture, New Dell


FEEDBACK FORM

| ACADEMIC YEAR | 21-22 | DATE | 8/01/2022 | | |
|--|------------------------|----------|-----------|-----------|--|
| EVENT | Wall Painting Workshop | | | | |
| CLASS | — | LOCATION | PRCA | | |
| NAME OF STUDENT | Atharva Thombre | | | | |
| QUESTIONS | POOR | AVERAGE | GOOD | EXCELLENT | |
| 1. How was the overall organization of the case study/Site visit/Seminar/Workshop /Webinar | | | ✓ | | |
| 2. How relevant was the contain discussed by the speaker during case study/Site visit/Seminar/Workshop /Webinar | | | | ✓ | |
| 3. Duration given for case study/Site visit/Seminar/Workshop /Webinar | | | | ✓ | |
| 4. How much the case study/Site visit/Seminar/Workshop /Webinar is useful from knowledge and information point of view | | | | ✓ | |
| 5. Overall Conduct of the case study/Site visit/Seminar/Workshop /Webinar by the Speaker | | | ✓ | | |
| 6. Overall Effectiveness of the case study/Site visit/Seminar/Workshop /Webinar | | | ✓ | | |

Suggestions if any

NO

PRINCIPAL
Pravara Rural College of
Architecture, Loni





LOKNETE. DR. BALASAHEB VIKHE PATIL
(PADMA BHUSHAN AWARDEE)
PRAVARA RURAL EDUCATION SOCIETY'S
**PRAVARA RURAL COLLEGE
OF ARCHITECTURE LONI**

Sadatpur Road, Loni Kd., Tal.: Rahata, Dist.: Ahmednagar 413 736, (M.S.)
Ph:(02422)274295 Email: principalprca@yahoo.co.in Web: www.pravaracoaloni.in
Affiliated to Savitribai Phule Pune University, Pune Id No. PU/AN/ARCH/51/1996
& Council of Architecture, New Delhi

Date: 3/1/22

To,
The Principal,
Ar. Rajeshwari Jagtap,
PRCA, Loni.

Subject: Application to Organize Lippan Art Workshop On 6/1/2022

Respected Madam,

This letter is to request for your kind approval for **Lippan Art Workshop**

| | | | |
|----------------------------|----------------------------|----------------------------|------------------|
| Event activity | Lippan Art Workshop | | |
| Guest | Mrs.Jayashree Ghodke | Organization | PRCA |
| Teacher coordinator | Ar. Tejasweeni Gholap | Student coordinator | Pranav Pakhle |
| Duration | 3 Hours | Timing | 2.00pm To 5.00pm |
| Attending classes | All | Venue Location | Classroom no.1 |
| Required support | -- | | |

Therefore, I request you to kindly issue permission in this regard. I shall be obliged for your quick approval.

Thanking you with regards.

Ar. Tejasweeni Gholap
Assistant Professor
PRCA, Loni



Approved
Rajeshwari

PRINCIPAL
Pravara Rural College of
Architecture, Loni



LOKNETE. DR. BALASAHEB VIKHE PATIL
(PADMA BHUSHAN AWARDEE)
PRAVARA RURAL EDUCATION SOCIETY'S
**PRAVARA RURAL COLLEGE
OF ARCHITECTURE LONI**

Sadatpur Road, Loni Kd., Tal.: Rahata, Dist.: Ahmednagar 413 736, (M.S.)
Ph:(02422)274295 Email: principalprca@yahoo.co.in Web: www.pravaracoaloni.in
Affiliated to Savitribai Phule Pune University, Pune Id No. PU/AN/ARCH/51/1996
& Council of Architecture, New Delhi

DATE: 04/1/2022

NOTICE

We are pleased to inform all the students and teachers of Pravara Rural College of Architecture, Loni, that our College is Organizing Lippan Art Workshop by renowned artist Mrs.Jayashree Ghodke.

Date: 06/1/2022
Time: 2.00pm To 5.00pm
Venue: PRCA, Classroom No-1



Rajeshwari
**PRINCIPAL
Pravara Rural College of
Architecture, Loni**



LOKNETE. DR. BALASAHEB VIKHE PATIL
(PADMA BHUSHAN AWARDEE)
PRAVARA RURAL EDUCATION SOCIETY

PRAVARA RURAL COLLEGE OF ARCHITECTURE

LONI



LIPPAN ART COMPETITION

'Lippan' means to apply. Beautiful designs using camels, birds, trees, flowers, peacocks and other nature inspired motifs are created using mud, thread and mirrors.

EXPERT PERSON- JAISHREE GHODKE

TEACHER COORDINATOR- AR. TEJASWINI GHOLAP

STUDENT COORDINATOR- PRANAV PAKHLE

NILESH NEHE

FEES- 150/-per head

RESISTER BEFORE 5TH JAN TO THE STUDENT CO-ORDINATOR

JANUARY 06, 2022 | 02:00 pm - 5:00 pm

VENUE:- PRAVARA RURAL COLLEGE OF ARCHITECTURE, LONI



DATE: 06/01/2022

2021-22

| 2020-21 | LIPAN ART WORKSHOP – REPORT |
|---------------------------|--|
| Expert Person: | Mrs. Jayashree Ghodke |
| Faculty In charge: | Ar.Tejasweeni Gholap |
| Aim: | To introduce participants to the traditional art form of LippanKaam, which involves mud-relief work incorporating mirrors. |
| Objectives : | i. Introduction to Lippan Art: ii. Process of Creating Lippan Art iii. Techniques and Materials |
| Duration: | 1 Day |
| No. of students : | 28 |

Summary:

The Lippan Art Workshop conducted by Mrs. Jayeshree R. Ghodke provided participants with a deep understanding of the traditional art of Kutch known as LippanKaam. LippanKaam, meaning 'clay work,' is a mud-relief art form incorporating mirrors. It is used to embellish the interior and exterior walls of circular adobes in local Gujarati communities. The aim of the Lippan Art Workshop is to introduce participants to the traditional art form of LippanKaam, which involves mud-relief work incorporating mirrors. The workshop aims to provide a comprehensive understanding of Lippan art's history, techniques, and cultural significance. Through hands-on learning and guidance from an expert, the workshop seeks to empower participants with the skills and knowledge required to create their own LippanKaam artworks. Additionally, the workshop aims to promote the preservation and appreciation of this vibrant art form, ensuring that the tradition of LippanKaam continues to thrive for generations to come.

During the workshop, Mrs. Jayeshree R. Ghodke imparted her extensive knowledge of Lippan art, which has evolved over the years, with local communities making efforts to preserve this vibrant tradition. The workshop covered various essential points, including: Introduction to Lippan Art: Participants learned about the history and significance of LippanKaam, its cultural relevance, and its use in adorning dwellings.

Traditional Methods: Mrs. Jayeshree R. Ghodke demonstrated the traditional methods of making LippanKaam, providing insights into the techniques and tools used by artists. Process of Creating Lippan Art: Participants were guided through the step-by-step process of creating Lippan art, including shaping and molding clay and incorporating mirrors into the artwork. Selection of Clay: The workshop covered the type of clay required for LippanKaam and the characteristics that make it suitable for the art form. Techniques and Materials: Participants learned techniques for making different shapes using clay and explored various materials that can be used in LippanKaam.

Decoration and Painting: The workshop delved into the techniques of decoration and how to paint Lippan art, adding depth and vibrancy to the artwork.

During the workshop, all students had the opportunity to complete their own Lippan art on a 1 x 1 feet MDF board using ceramic powdered clay. This hands-on experience allowed them to practice the techniques they learned and create their unique LippanKaam pieces.

Overall, the Lippan Art Workshop was an enriching experience that provided participants with a deeper appreciation for the traditional art of Kutch. Mrs. Jayeshree R. Ghodke's expertise and guidance ensured that the students gained valuable insights into this unique art form, and they left the workshop with newfound skills and a greater understanding of the cultural significance of LippanKaam.



Students are Making lippan art



Students work



Recourse person demonstrating on Lipan art



Recourse person demonstrating on Lipan art




PRINCIPAL
Pravara Rural College of
Architecture, Loni



EVENT ATTENDANCE SHEET

Academic Year: 2021-22 Date: _____

Event: Lipan Art workshop

Teacher Coordinator: _____ Mob: _____

Student Coordinator: _____ Mob: _____

Class: _____

| NO | STUDENTS NAME | SIGN | NO | STUDENTS NAME | SIGN |
|-----|--------------------|------|----|---------------|------|
| 1) | Anushka Abhang | | | | |
| 2) | shraddha bhair. | | | | |
| 3) | Bhar Vaishnavi | | | | |
| 4 | Paenna chohan | | | | |
| 5. | saurabh choharkar | | | | |
| 6. | Rachna Deshmukh | | | | |
| 7. | Ritesh Deshmukh | | | | |
| 8. | Yashraj Deshmukh. | | | | |
| 9. | Rutuja Dighe | | | | |
| 10 | Vishal dighe | | | | |
| 11 | Ghanshyam Shubham | | | | |
| 12 | Pratiksha Lavange. | | | | |
| 13 | omkar nerakar | | | | |
| 14) | Rutuja kandeke | | | | |
| 15 | Sakshi kapile | | | | |
| 16 | RUTUJA WALUN | | | | |
| 17 | Samudhi Shukhe | | | | |
| 19 | Ritanshy Khande | | | | |
| 20) | Pranali nibe | | | | |
| 21) | Rutuja Sinnere | | | | |
| 22 | Nitesh Tinkay | | | | |
| 23 | anjali ubale | | | | |
| 24 | Pratiksha T | | | | |
| 25 | Pratiksha P. | | | | |
| 26 | Rathi Prathmesh | | | | |
| 27 | Pratik Anap | | | | |
| | Anushka Shrik | | | | |



Pratiksha
PRINCIPAL
 Pravara Rural College of
 Architecture, Loni



LOKNETE DR. BALASAHEB VIKHE PATIL
(PADMA BHUSHAN AWARDEE)
PRAVARA RURAL EDUCATION SOCIETY'S
**PRAVARA RURAL COLLEGE
OF ARCHITECTURE LONI**

Sadatpur Road, Loni Kd., Tal.: Rahata, Dist.: Ahmednagar 413 736, (M.S)
Ph:(02422)274295 Email: principalprca@yahoo.co.in Web: www.pravaracoloni.org
Affiliated to Savitribai Phule Pune University, Pune Id No. PU/AN/ARCH/51/199
& Council of Architecture, New Dell



FEEDBACK FORM

| ACADEMIC YEAR | 21 - 22 | DATE | 06/01/22 | |
|--|---------------------|----------|----------|-----------|
| EVENT | Lipari Art Workshop | | | |
| CLASS | - | LOCATION | PRCA | |
| NAME OF STUDENT | Rutuja Dighe | | | |
| QUESTIONS | POOR | AVERAGE | GOOD | EXCELLENT |
| 1. How was the overall organization of the case study/Site visit/Seminar/Workshop /Webinar | | | ✓ | |
| 2. How relevant was the contain discussed by the speaker during case study/Site visit/Seminar/Workshop /Webinar | | | ✓ | |
| 3. Duration given for case study/Site visit/Seminar/Workshop /Webinar | | | ✓ | |
| 4. How much the case study/Site visit/Seminar/Workshop /Webinar is useful from knowledge and information point of view | | | ✓ | |
| 5. Overall Conduct of the case study/Site visit/Seminar/Workshop /Webinar by the Speaker | | | ✓ | |
| 6. Overall Effectiveness of the case study/Site visit/Seminar/Workshop /Webinar | | | ✓ | |

Suggestions if any No.



Rajeshwari
PRINCIPAL
Pravara Rural College of
Architecture, Loni

| | | |
|---|--|--|
|  | Pravara Rural Education Society's |  |
| | Pravara Rural College Of Architecture, Loni | |
| | At. Post.: Loni Kd., Tal: Rahata, Dist.: Ahmednagar, M.S. - 413 736 | |
| | Tel: (02422) – 274295/96, Email ID: principalprca@yahoo.co.in Affiliated to Savitribai Phule Pune University (SPPU, Pune) (Id No. PU/AN/ARCH,51/1996) | |

15/3/21

To,
The Principal,
Ar. Rajeshwari Jagtap,
PRCA, Loni.

Subject: Application to Organize **Warli Painting Workshop and Pottary Workshop** On 27/3/21

Respected Madam,

This letter is to request for your kind approval for **Warli Painting Workshop and Pottary Workshop**

| | | | |
|----------------------------|---|----------------------------|------------------|
| Event activity | Warli Painting Workshop and Pottary Workshop | | |
| Guest | Mrs.Jayashree Ghodke | Organization | PRCA |
| Teacher coordinator | Ar. Ashwini Gholap | Student coordinator | Pranav Pakhle |
| Duration | 3 Hours | Timing | 9.00am To 5.00pm |
| Attending classes | All | Venue Location | Classroom no.1 |
| Required support | -- | | |

Therefore, I request you to kindly issue permission in this regard. I shall be obliged for your quick approval.

Thanking you with regards.



Ar. Ashwini Gholap
Assistant Professor
PRCA, Loni



Approved
Rajeshwari

PRINCIPAL
Pravara Rural College of
Architecture, Loni



LOKNETE. DR. BALASAHEB VIKHE PATIL
(PADMA BHUSHAN AWARDEE)
PRAVARA RURAL EDUCATION SOCIETY'S
**PRAVARA RURAL COLLEGE
OF ARCHITECTURE LONI**

Sadatpur Road, Loni Kd., Tal.: Rahata, Dist.: Ahmednagar 413 736, (M.S.)
Ph:(02422)274295 Email: principalprca@yahoo.co.in Web: www.pravaracoaloni.in
Affiliated to Savitribai Phule Pune University, Pune Id No. PU/AN/ARCH/51/1996
& Council of Architecture, New Delhi

DATE : 25/3/21

NOTICE

We are pleased to inform all the students and teachers of Pravara Rural College of Architecture, Loni, that our College is Organizing **Warli Painting Workshop and Pottary Workshop** by renowned artist Mrs.Jayashree Ghodke and Mr.Rajendra Ghodke respectively.

Date: 27/3/21

Time: 2.00pm To 5.00pm

Venue: PRCA, Classroom No-1

Coordinator: Ar. Ashwini Gholap



Rajeshwari
**PRINCIPAL
Pravara Rural College of
Architecture, Loni**



LOKNETE DR. BALASAHEB VIKHE PATIL
(PADMA BHUSHAN AWARDEE)
PRAVARA
RURAL EDUCATION
SOCIETY
ENABLING PROSPERITY



LOKNETE DR. BALASAHEB VIKHE PATIL
(PADMA BHUSHAN AWARDEE)
PRAVARA RURAL EDUCATION SOCIETY

PRAVARA RURAL COLLEGE OF ARCHITECTURE
LONI

CELEBRATING
25
Years

WARLI PAINTING AND POTTERY WORKSHOP



WARLI PAINTING

Warli painting is a tribal art form, from rural Maharashtra. In the workshop you will learn how to use simple geometric shapes to create a wonderful piece of art.



POTTERY

Pottery workshop enables you pottery techniques using pottery wheel.



Expert Person

Mrs. Jayshree R. Ghodke
A.T.D, G.D.Art, B.A

Mr. Rajendra Ghodke
A.T.D,G.D.Art. , A.M

DATE:

27 March 2021

VENUE:

Pravara Rural College of Architecture, Loni



TIME:

9:00 AM TO 5:00 PM

Ar.Ashwini Gholap
Coordinator

Ar.Sonali Chaskar
Academic Coordinator

Ar.Rajeshwari Jagtap
Principal

| | | |
|---|--|--|
|  | Pravara Rural Education Society's |  |
| | Pravara Rural College Of Architecture, Loni | |
| | At. Post.: Loni Kd., Tal: Rahata, Dist.: Ahmednagar, M.S. - 413 736 | |
| | Tel: (02422) – 274295/96, Email ID: principalprca@yahoo.co.in Affiliated to Savitribai Phule Pune University (SPPU, Pune) (Id No. PU/AN/ARCH,51/1996) | |

DATE: 27/03/2021

2020-21

| 2020-21 | WARLI PAINTING WORKSHOP – REPORT |
|---------------------------|---|
| Expert Person: | Mrs. Jayashree Ghodke |
| Faculty In charge: | Ar.AshwiniGholap |
| Aim: | The primary aim of the Warli Painting Workshop was to familiarize participants with the traditional art form of Warli painting, known for its rustic simplicity and rich cultural heritage. |
| Objectives : | i. Introduction to Warli Art ii. Hands-on Experience iii. Creative Expression |
| Duration: | 1 Day |
| No. of students : | 30 |

Summary:

A Warli Painting Workshop was conducted at PRCA Loni on 27th March 2021, led by the talented artist Jayashree Ghodke. The workshop aimed to introduce participants to the traditional art form of Warli painting and create painted pots as the outcome. The workshop was organized under the guidance of Faculty Incharge Ar. Ashwini Gholap, and even the faculty members actively participated in the event. Principal Rajeshwari Jagtap also graced the occasion with her presence.

The primary aim of the Warli Painting Workshop was to familiarize participants with the traditional art form of Warli painting, known for its rustic simplicity and rich cultural heritage. The workshop sought to encourage students to explore their artistic creativity and appreciate the beauty of traditional Indian art.

Objectives were, Introduction to Warli Art: The workshop aimed to provide an introduction to the history and significance of Warli painting, showcasing its unique style, motifs, and symbolism.

Hands-on Experience: Participants were given a hands-on experience in creating Warli paintings on pots. They learned the techniques of drawing the traditional geometric patterns and figures that are characteristic of this art form.

Creative Expression: The workshop encouraged participants to express their creativity by adding their personal touch to the Warli paintings, making each pot a unique and individual piece of art.

Cultural Appreciation: The workshop aimed to foster an appreciation for Indian folk art and its cultural importance, preserving the traditional art form among the younger generation.

The outcome of the workshop was a collection of beautifully painted pots adorned with Warli paintings. Participants successfully created unique pieces of art reflecting their artistic expression and newly acquired skills.

With 28 enthusiastic participants and the active involvement of faculty members, the Warli Painting Workshop proved to be a successful and engaging event. Jayashree Ghodke's expertise in Warli painting provided valuable insights to the students, and Ar. Ashwini Gholap's guidance added to the overall learning experience.

Overall, the workshop not only enhanced the participants' artistic skills but also enriched their understanding of Indian folk art and cultural heritage. The painted pots served as a testament to the creativity and talent nurtured at PRCA Loni, and the event celebrated the beauty of traditional art in a contemporary context.



Expert person Mrs.Jayashree Ghodke Explaining About Warli Painting



Expert person Mrs.Jayashree Ghodke demonstrating motifs used in warli painting



Students displaying work of expert person



Expert person Mrs. Jayashree Ghodke supervising students work



Expert person guiding students



Expert person working on warli painting pots



Students preparing pots for warli painting



Teachers and staff with expert person after completion of workshop

PRINCIPAL
Pravara Rural College of
Architecture, Loni

PRAVARA RURAL COLLEGE OF ARCHITECTURE, LONI
EVENT ATTENDANCE SHEET

Academic Year: 2020-21

Date: 27/03/21

Event: Warli Pot Painting workshop



Host: _____ Mobile: _____

Organisation: PRCA

| no | Student Name | Signature | no | Student Name | Signature |
|----|-------------------------|-----------|----|--------------|-----------|
| 1 | Amesha Abhang | | | | |
| 2 | Shobha Bahir | | | | |
| 3 | Bhor Vaishnavi | | | | |
| 4 | Priya Chavan | | | | |
| 5 | Ghumare Shubham | | | | |
| 6 | Akash Kharde | | | | |
| 7 | Onkar Netkar | | | | |
| 8 | Pratiksha Lavhange | | | | |
| 9 | Pratiksha Phatangre | | | | |
| 10 | Nitish Tirkey | | | | |
| 11 | Rutuja Wankar | | | | |
| 12 | Pratiksha Tikande | | | | |
| 13 | Yashraj Deshmukh | | | | |
| 14 | Ritesh Deshmukh | | | | |
| 15 | Saurabh Chavanke | | | | |
| 16 | Pratik Anap | | | | |
| 17 | Ubale Anjali | | | | |
| 18 | Kutuba Xighe | | | | |
| 19 | Rutuja Sinare | | | | |
| 20 | Rachana Deshmukh | | | | |
| 21 | Rutuja Kandeekar | | | | |
| 22 | Shelke Samrudhi Shivaji | | | | |
| 23 | Shaikh Awais | | | | |
| 24 | Nibe Pranali | | | | |
| 25 | Sarika Kapile | | | | |
| 26 | Anurag Sawane | | | | |
| 27 | Nirali Dharm | | | | |
| 28 | Pratiksha Phatangre | | | | |
| 29 | Nishal | | | | |
| 30 | Chaitali Laviskar | | | | |



Rajesh
PRINCIPAL
Pravara Rural College
Architecture, Loni

| | | |
|---|--|---|
|  | Pravara Rural Education Society's |  |
| | Pravara Rural College Of Architecture, Loni | |
| | At Post: Loni Kd., Tal. Rahata, Dist: Ahmednagar, M.S. - 413 736 | |
| | Tel: (02422) - 274295/96, Email ID: principalprca@yahoo.co.in Affiliated to Savitribai Phule Pune University (SPPU, Pune) (Id No. PU/AN/ARCH/51/1996) | |



FEEDBACK FORM

| ACADEMIC YEAR 20-21 | DATE 27/08/21 | | | |
|--|----------------------|---------|------|-----------|
| EVENT Warli Painting Workshop | | | | |
| CLASS - | LOCATION PRCA | | | |
| NAME OF STUDENT Nitesh Tirkey | | | | |
| QUESTIONS | POOR | AVERAGE | GOOD | EXCELLENT |
| 1. How was the overall organization of the case study/Site visit/Seminar/Workshop /Webinar | | | . | ✓ |
| 2. How relevant was the contain discussed by the speaker during case study/Site visit/Seminar/Workshop /Webinar | | | | ✓ |
| 3. Duration given for case study/Site visit/Seminar/Workshop /Webinar | | | ✓ | |
| 4. How much the case study/Site visit/Seminar/Workshop /Webinar is useful from knowledge and information point of view | | | ✓ | |
| 5. Overall Conduct of the case study/Site visit/Seminar/Workshop /Webinar by the Speaker | | | ✓ | |
| 6. Overall Effectiveness of the case study/Site visit/Seminar/Workshop /Webinar | | | ✓ | |

Suggestions if any No.



Rajeshwari
PRINCIPAL
Pravara Rural College of
Architecture, Loni

| | | |
|---|--|--|
|  | Pravara Rural Education Society's |  |
| | Pravara Rural College Of Architecture, Loni | |
| | At. Post.: Loni Kd., Tal: Rahata, Dist.: Ahmednagar, M.S. - 413 736 | |
| | Tel: (02422) – 274295/96, Email ID: principalprca@yahoo.co.in Affiliated to Savitribai Phule Pune University (SPPU, Pune) (Id No. PU/AN/ARCH,51/1996) | |

DATE: 27/03/2021

2020-21

| 2020-21 | POTTARY WORKSHOP – REPORT |
|---------------------------|---|
| Expert Person: | Mrs. Rajendra Ghodke |
| Faculty In charge: | Ar.AshwiniGholap |
| Aim: | The primary aim of the Pottery Workshop was to introduce participants to the art and craft of pottery, allowing them to experience the joy of creating three-dimensional pottery pieces on the wheel. |
| Objectives : | <ul style="list-style-type: none"> i. Introduction to Pottery: ii. Hands-on Experience iii. Creative Expression: iv. Skill Development |
| Duration: | 1 Day |
| No. of students : | 28 |

Summary :

A Pottery Workshop was conducted at PRCA Loni on 27th March 2021, facilitated by the renowned artist Rajendra Ghodke. The workshop took place in the well-equipped workshop lab at PRCA, where participants had the opportunity to work on the pottery wheel. The workshop aimed to introduce participants to the art of pottery and provide hands-on experience in creating pottery pieces under the guidance of the expert artist. The workshop was organized under the supervision of Faculty Incharge, Ar. Ashwini Gholap, and Principal Rajeshwari Jagtap also graced the event with her presence.

The primary aim of the Pottery Workshop was to introduce participants to the art and craft of pottery, allowing them to experience the joy of creating three-dimensional pottery pieces on the wheel. The workshop sought to encourage creativity and experimentation in clay modeling.

Introduction to Pottery: The workshop aimed to provide an introduction to the techniques and methods used in pottery. Participants learned about different types of clay and the basic tools required for pottery making.

Hands-on Experience: The workshop provided participants with a hands-on experience of working with the pottery wheel. They learned how to center the clay on the wheel and create different shapes and forms using various hand techniques.

Creative Expression: The workshop encouraged participants to express their creativity and artistic ideas through clay modeling. They had the freedom to experiment with different forms and designs, adding their personal touch to their pottery pieces.

Skill Development: Participants were guided by Rajendra Ghodke to refine their pottery-making skills. They learned how to shape, trim, and glaze their pottery pieces, enhancing their proficiency in the craft.

The outcome of the Pottery Workshop was a collection of unique and beautifully crafted pottery pieces. Participants successfully created various forms, such as bowls, vases, and cups, showcasing their creative flair and newfound pottery skills.

With 28 enthusiastic participants and the expertise of Rajendra Ghodke, the Pottery Workshop proved to be an engaging and successful event. Ar. Ashwini Gholap's guidance and support further enriched the participants' learning experience.

Overall, the workshop not only allowed participants to explore the art of pottery but also provided them with an opportunity for self-expression and creativity. The pottery pieces created during the workshop served as a testament to the students' talent and the institution's commitment to nurturing artistic skills and craftsmanship at PRCA Loni.



Recourse person explaining Art of Pottery .



Recourse person demonstrating Pottery .



Recourse person demonstrating Pottery .



Recourse person demonstrating Pottery .



Kaiswani

**PRINCIPAL
Pravara Rural College of
Architecture, Loni**

PRAVARA RURAL COLLEGE OF ARCHITECTURE, LONI
EVENT ATTENDANCE SHEET

Academic Year 2020-21

Date: 27/03/21

Event Pottery workshop by Mr. Rajendra Ghodke.

Host Ashwini Gholap.



Mobile: _____

Organisation: PRCA.

| no | Student Name | Signature | no | Student Name | Signature |
|----|--------------------|-----------|----|--------------|-----------|
| 1 | Anushka Abhang | | | | |
| 2 | Bahar Shradha | | | | |
| 3 | Phalange Pratiksha | | | | |
| 4 | Sinara Rutia | | | | |
| 5 | Pratik Anap | | | | |
| 6 | Nitesh Tinkay | | | | |
| 7 | Avaish Shaikh | | | | |
| 8 | Ankay Naskar | | | | |
| 9 | Deshmukh Aitash | | | | |
| 10 | Lavanga Pratiksha | | | | |
| 11 | Rutuja J. Kumbhar | | | | |
| 12 | Sakshi Kapile | | | | |
| 13 | Saurabh Chavhanke | | | | |
| 14 | Samrudhi Shelke | | | | |
| 15 | Deeptiksha Tikande | | | | |
| 16 | Nibefaroli | | | | |
| 17 | Anjali Ubale | | | | |
| 18 | Niraj Dhum | | | | |
| 19 | Patti Prathmesh | | | | |
| 20 | Vishal Dighe | | | | |
| 21 | Shaikh Avaish | | | | |
| 22 | Pooja Chavhanke | | | | |
| 23 | Pratiksha Tikande | | | | |
| 24 | Rachana Deshmukh | | | | |
| 25 | Ameey Gadekar | | | | |
| 26 | Rutuja Walung | | | | |
| 27 | Anurag Sonawane | | | | |
| | Shubham Ghumare | | | | |



Rajendra
PRINCIPAL
Pravara Rural College of
Architecture, Loni

| | | |
|---|--|---|
|  | Pravara Rural Education Society's |  |
| | Pravara Rural College Of Architecture, Loni | |
| | At. Post. Loni Kd., Tal. Rahata, Dist.: Ahmednagar, M.S. - 413 736 | |
| | Tel. (02422) - 274295/96, Email ID: principalprca@yahoo.co.in Affiliated to Savitribai Phule Pune University (SPPU, Pune) (Id No. PU/AN/ARCH,51/1996) | |

FEEDBACK FORM



| | | | | | |
|--|----------------------|---------|----------|-----------|--|
| ACADEMIC YEAR | 20-21 | | DATE | 27/03/21 | |
| EVENT | Pottary Workshop | | | | |
| CLASS | - | | LOCATION | | |
| NAME OF STUDENT | Pratiksha Phatangare | | | | |
| QUESTIONS | POOR | AVERAGE | GOOD | EXCELLENT | |
| 1. How was the overall organization of the case study/Site visit/Seminar/Workshop /Webinar | | | | ✓ | |
| 2. How relevant was the contain discussed by the speaker during case study/Site visit/Seminar/Workshop /Webinar | | | | ✓ | |
| 3. Duration given for case study/Site visit/Seminar/Workshop /Webinar | | | | ✓ | |
| 4. How much the case study/Site visit/Seminar/Workshop /Webinar is useful from knowledge and information point of view | | | ✓ | | |
| 5. Overall Conduct of the case study/Site visit/Seminar/Workshop /Webinar by the Speaker | | | | ✓ | |
| 6. Overall Effectiveness of the case study/Site visit/Seminar/Workshop /Webinar | | | ✓ | | |

Suggestions if any No Suggestion



Raiswani

PRINCIPAL
Pravara Rural College of
Architecture, Loni

| | | |
|---|--|--|
|  | Pravara Rural Education Society's |  |
| | Pravara Rural College Of Architecture, Loni | |
| | At. Post.: Loni Kd., Tal: Rahata, Dist.: Ahmednagar, M.S. - 413 736 | |
| | Tel: (02422) – 274295/96, Email ID: principalprca@yahoo.co.in Affiliated to Savitribai Phule Pune University (SPPU, Pune) (Id No. PU/AN/ARCH,51/1996) | |

DATE: 05/08/2019

NOTICE

We are happy to announce a Pot Painting Workshop scheduled on 8/8/19, at Pravara Rural College of Architecture. This workshop aims to provide a creative platform for students to explore the art of pot painting and enhance their artistic skills.

Details of the Workshop:

Date: 08/08/2019



Time: 9.00am to 5.00pm

Venue: PRCA Amphi theatre

Conducted by: Ar.DipeekaArbatti, Ar.AshwiniGholap, Ar. ShrikantNikam



Rajeshwari
PRINCIPAL
Pravara Rural College of
Architecture, Loni

| | | |
|---|--|--|
|  | Pravara Rural Education Society's |  |
| | Pravara Rural College Of Architecture, Loni | |
| | At. Post.: Loni Kd., Tal: Rahata, Dist.: Ahmednagar, M.S. - 413 736 | |
| | Tel: (02422) – 274295/96, Email ID: principalprca@yahoo.co.in Affiliated to Savitribai Phule Pune University (SPPU, Pune) (Id No. PU/AN/ARCH,51/1996) | |

DATE: 08/08/2019

2019-20

| 2019-20 | POT PAINTING WORKSHOP – REPORT |
|---------------------------|---|
| Expert Person: | Ar.DipeekaArbatti, Ar.AshwiniGholap, Ar. Shrikant Nikam |
| Faculty In charge: | Ar.DipeekaArbatti, Ar.AshwiniGholap, Ar. ShrikantNikam |
| Aim: | To inspire students about architecture education through pot painting activity. |
| Objectives : | i. Exploring Color Schemes ii. Promoting Creativity iii. Fostering Aesthetic Sensibility iv. Understanding Surface Treatment v. Enhancing Presentation Skills vi. Encouraging Environmental Themes |
| Duration: | 1 Day |
| No. of students : | 29 |

Summary:

A Pot Painting activity was organized at PRCA's amphitheater in Loni, exclusively for first-year B.Arch students, under the expert guidance of Ar.Dipeeka Arbatti, Ar. Ashwini Gholap, and Ar. Shrikant Nikam. The primary objective of the activity was to impart knowledge about color schemes and provide practical experience in designing and coloring pots as the final artistic outcome. The event witnessed the enthusiastic participation of 27 students, each exploring various color schemes such as Achromatic, Split Complimentary, Complimentary, Primary, Secondary, and Tertiary. Additionally, the students displayed their creativity by choosing diverse themes like environment, music, safety, and more for their pot paintings. The presence of Principal Rajeshwari Jagtap added to the event's vibrant and creative atmosphere, making it a memorable and enriching experience for all participants. Objectives of Pot Painting Workshop were,

Exploring Color Schemes: The primary objective of the workshop is to introduce first-year B.Arch students to various color schemes used in visual arts. By engaging in pot painting, students get hands-on experience with colors and learn how to create harmonious and visually appealing compositions.

Promoting Creativity: Encouraging creativity is a key goal of the workshop. Students are encouraged to choose diverse themes for their pot paintings, allowing them to express their individual ideas and perspectives while using colors to convey emotions and messages.

Fostering Aesthetic Sensibility: The workshop intends to nurture students' aesthetic sensibility and appreciation for art and design. By exploring the visual impact of color combinations and patterns, students can better understand the role of aesthetics in architectural design.

Understanding Surface Treatment: Pot painting involves working on a three-dimensional surface, which helps students understand the importance of surface treatment in architectural design. This knowledge can be applied to future projects that require attention to materiality and finishes.

Enhancing Presentation Skills: By completing the pot painting activity, students practice presenting their work and conveying their ideas visually. These presentation skills are valuable in architectural design and communication with clients and stakeholders.

Encouraging Environmental Themes: By selecting themes like environment, music, safety, etc., students are encouraged to consider the role of architecture in addressing social and environmental issues. This fosters a sense of responsibility and awareness of architecture's impact on society.



1. Students preparing design on tracing paper.



2. Student coloring the pots.



3. Students coloring the pots.





4. Students coloring the pots.



Raiswani

**PRINCIPAL
Pravara Rural College of
Architecture, Loni**

| | | |
|--|--|---|
|  | Pravara Rural Education Society's |  |
| | Pravara Rural College Of Architecture, Loni | |
| | At. Post.: Loni Kd., Tal: Rahata, Dist.: Ahmednagar, M.S. - 413 736 | |
| | Tel: (02422) – 274295/96, Email ID: principalprca@yahoo.co.in Affiliated to Savitribai Phule Pune University (SPPU, Pune) (Id No. PU/AN/ARCH,51/1996) | |

DATE: 02/08/2019

NOTICE

All students and teachers are hereby to inform that Sketching, Coloring and Sculpture Workshop is scheduled on 7/8/2019, at Pravara Rural College of Architecture, on the occasion of Orientation of F.Y.B.Arch, Resource person for workshop is renowned artist Mr. Pramod Kamble from Ahemadnagar.

Details of the Workshop:

Date: 07/08/2019

Time: 9.00am to 5.00pm

Venue: PRCA Amphi theatre

Conducted by: Mr. Pramod Kamble- Commercial Artist, Ahemadnagar



Rajeshwari
PRINCIPAL
Pravara Rural College of
Architecture, Loni



LOKNETE DR. BALASAHEB VIKHE PATIL
(PADMA BHUSHAN AWARDEE)
PRAVARA
RURAL EDUCATION
SOCIETY
ENABLING PROSPERITY



LOKNETE. DR. BALASAHEB VIKHE PATIL
(PADMA BHUSHAN AWARDEE)
PRAVARA RURAL EDUCATION SOCIETY

PRAVARA RURAL COLLEGE OF ARCHITECTURE

LONI

FIRST YEAR B.ARCH ORIENTATION PROGRAMME 2019-2020

INVITATION

DAY1 – 6TH AUG, 2019

Highlights Of The Day
Presentation By

AR. PRASHANT DESHMUKH
ON
Personality Development
And Architecture
Panel Discussion

AR. PRASHANTDESHMUKH
AR. SACHINI INDVATKAR
AR. RAJESHWARI JAGTAP
AR. ANURAG DOSHI

Cordially invite you and family on the occasion of
ORIENTATION PROGRAMME
In The Auspicious Presence Of

HON MRS. SHALINITAI VIKHE PATIL
President Zilla Parishad, Ahmednagar

HON MR. ANNASAHEB MHASKE PATIL
Trustee Pravara Education Society
Ex Minister Of Irrigation Department

Meet The Experts

DAY2 –7TH AUG, 2019

Highlights Of The Day

**HANDS ON
WORKSHOP**
By
Mr. PRAMOD KAMBLE

- Sketching
- Colouring
- Sculpture



AR. PRASHANT DESHMUKH
Principal Architect-Prashant
Deshmukh And Associates, Pune



MR. PRAMOD KAMBLE
ARTIST



AR. SACHIN INDVATKAR
ALUMINI

DATE:
6 August 2019
7 August 2019

VENUE:
Red Hall, Engineering College, South Campus, Loni
Pravara Rural College of Architecture , Loni

TIME:
9:30 AM TO 5:30 PM
9:30 AM TO 4:05 PM

PRINCIPAL



ORIENTATION PROGRAMME CO-ORDINATORS

AR. RAJESHWARI JAGTAP

AR. DEEPIKA ARBATTI

AR. SHRIKANT NIKAM

ALL TEACHERS PRCA TEAM

| | | |
|---|--|--|
|  | Pravara Rural Education Society's |  |
| | Pravara Rural College Of Architecture, Loni | |
| | At. Post.: Loni Kd., Tal: Rahata, Dist.: Ahmednagar, M.S. - 413 736 | |
| | Tel: (02422) – 274295/96, Email ID: principalprca@yahoo.co.in Affiliated to Savitribai Phule Pune University (SPPU, Pune) (Id No. PU/AN/ARCH,51/1996) | |

2019-20

DATE: 07-08-2019

| 2019-20 | WORKSHOP ON SKETCHING, COLORING, SCULPTURE - REPORT |
|-------------------------|---|
| Expert Person: | Artist Pramod Kamble. "Kalashree" Gulmohar road, Ahmednagar-414003. tel.0241-2426891. Mob.9822069056 |
| Aim: | To Know about various aspects of Architectural sketching, sculpture & coloring. |
| Objectives: | <ol style="list-style-type: none"> 1. To understand procedure of Basic Sketching. 2. To understand procedure of architectural lettering and architectural design elements. 3. To learn how to draw free hand sketching. 4. To Understand Finishing of Water colors. 5. To have hand on experience on Sculpture making and basic form formations. |
| Duration: | 1 Day. |
| No of Students : | 78 |

Summery:

A hands-on workshop on Sketching, Coloring, and Sculpture was organized with great enthusiasm at our institution. The event commenced with a warm welcome to our esteemed chief guest, Art.Pramod Kamble Sir, by all staff members. Archana Deshmukh, one of our talented students, introduced the distinguished guest, highlighting his iconic projects.

Principal mam felicitated Art.Pramod Kamble Sir with a plant sapling and a memento, appreciating his contributions to the field of art. The session continued with a captivating discussion between Pramod Sir and the students, where he shared his life experiences and journey, from being an artist to becoming the Best Artist of Maharashtra.

Pramod Sir graciously provided hands-on experiences to the students, guiding them in Sketching, Coloring, and Sculpture making. The students were thrilled to learn from such a renowned artist, gaining valuable insights and honing their artistic skills.

Objectives of workshop were,

Enhancing Artistic Skills: The primary objective of the workshop is to enhance the artistic skills of the participants in the areas of sketching, coloring, and sculpture making. Through hands-on experience and guidance from experts, attendees can improve their techniques and abilities in these artistic disciplines.

Exploring Different Mediums: The workshop aims to introduce participants to various mediums used in sketching, coloring, and sculpture, such as pencils, watercolors, acrylics, and clay. By experimenting with different materials, participants can broaden their artistic horizons and gain exposure to diverse creative possibilities.

Encouraging Creativity: The workshop seeks to encourage creativity and imagination among the participants. Through engaging activities and exercises, attendees are inspired to think outside the box, explore new ideas, and express their individual artistic visions.

Promoting Expression and Communication: Art is a powerful form of expression, and the workshop aims to foster effective communication through art. Participants are encouraged to convey emotions, ideas, and narratives through their sketches, colors, and sculptural creations.

Building Confidence: By providing a supportive and nurturing environment, the workshop aims to boost participants' confidence in their artistic abilities. Through constructive feedback and encouragement, attendees gain self-assurance in their creative endeavors.

Understanding Basic Principles: The workshop focuses on teaching participants the fundamental principles of sketching, coloring, and sculpture, including composition, perspective, shading, and form. These foundational skills form the basis for further artistic development.

Nurturing Artistic Appreciation: By immersing participants in the world of art, the workshop aims to cultivate an appreciation for the beauty and significance of artistic expression. Attendees learn to appreciate and analyze artworks, both their own and others'.

Encouraging Art as a Therapeutic Outlet: Art has therapeutic benefits, and the workshop aims to promote art as a means of relaxation, stress relief, and self-expression. Participants are encouraged to use art as a tool for emotional release and personal growth.

Fostering Collaboration and Learning: The workshop provides a platform for participants to collaborate, exchange ideas, and learn from one another. By working together on creative projects, attendees develop a sense of camaraderie and mutual support.

Inspiring Future Artistic Pursuits: Ultimately, the workshop aims to inspire participants to continue exploring and pursuing their artistic interests beyond the workshop. Participants are encouraged to continue their artistic journey, whether as a hobby or a potential career path.

The workshop concluded with a heartfelt vote of thanks to Art.Pramod Kamble Sir for gracing us with his valuable time and sharing his life experiences. Archana Deshmukh, on behalf of all students, expressed gratitude for the enriching experience and knowledge imparted during the workshop. The event left a lasting impact on everyone, inspiring the students to explore and excel in the world of art. Overall, the workshop on Sketching, Coloring, and Sculpture is designed to be a transformative and enriching experience for the participants, nurturing their creativity, artistic skills, and passion for art.



1. Discussion with faculty about program.



2. Introduction to chief guest



3. Felicitation of guest by principal.



4. Discussion on Pramod Sir's projects.




5. Discussion on free hand sketching.



6. Demonstration on sculpture



7. Discussion on free hand sketching.



8. Demonstration on Calligraphy



9. Demonstration on sculpture



10. Demonstration on live sketching



Rajeshwari
PRINCIPAL
Pravara Rural College of
Architecture, Loni

PRAVARA RURAL COLLEGE OF ARCHITECTURE, LONI
EVENT ATTENDANCE SHEET

Academic Year: 2019 - 20

Date: 07 / 08 / 2019

Event: Hands on Workshop by Art. Pramod Kambale Sir.



Host: Art. Pramod Kambale Sir Mobile: Tel - 0241 - 2626990

Organisation: 'Kalashree' Conventions (Pvt.) Ltd. Ph - 9822069056

| no | Student Name | Signature | no | Student Name | Signature |
|----|------------------------|-------------|----|------------------------|-------------|
| 1 | Ritu Foke | [Signature] | 40 | Ahoy Apetsha | [Signature] |
| 2 | Anurag Sbrauwane | [Signature] | 41 | Punjab Nishi | [Signature] |
| 3 | Gaurav Sbrauwane | [Signature] | 42 | Gholap Shubham | [Signature] |
| 4 | Pratik Gaikwad | [Signature] | 43 | Deshmukh Siddhi | [Signature] |
| 5 | Zirape Abhijeet | [Signature] | 44 | Rinche Aditi | [Signature] |
| 6 | Varpe Rashan | [Signature] | 45 | Shinde Aparna | [Signature] |
| 7 | Dhanshri Chirmade | [Signature] | 46 | Kotkar Shweta J. | [Signature] |
| 8 | Krishna Patil | [Signature] | 47 | Rinche Disha J. | [Signature] |
| 9 | Gadkar Kaveni | [Signature] | 48 | Chospade Souha | [Signature] |
| 10 | Rabade Anuj | [Signature] | 49 | Aparna Vasudevan S. | [Signature] |
| 11 | Gharate Ruchita | [Signature] | 50 | Sharma Hrutika | [Signature] |
| 12 | Narshankar Jankari | [Signature] | 51 | Ghagare Shweta | [Signature] |
| 13 | Narwade Priti | [Signature] | 52 | Pawar Bhakti | [Signature] |
| 14 | Rakita Gharate | [Signature] | 53 | Wadhwa Aditi | [Signature] |
| 15 | Apetsha Aher | [Signature] | 54 | Pranav Satap | [Signature] |
| 16 | Babbar Vaishnavi | [Signature] | 55 | Parthiv Anam | [Signature] |
| 17 | Dhokare Suhama S. | [Signature] | 56 | Ritika Shirsath | [Signature] |
| 18 | Pravali Gitesh M. | [Signature] | 57 | Anand Alshaya T.S. | [Signature] |
| 19 | Indore Akash Shantaram | [Signature] | 58 | Kotkar Prachi | [Signature] |
| 20 | Wadhwa Aditi Vinod | [Signature] | 59 | Rathi Ramita R. | [Signature] |
| 21 | Kotkar Omkar T. | [Signature] | 60 | Khushbu Jangade | [Signature] |
| 22 | Rati Samruddhi A | [Signature] | 61 | Majumdar Gaikwad | [Signature] |
| 23 | Deshmukh Sou | [Signature] | 62 | Varpe Sapna R. | [Signature] |
| 24 | Mhaske Aarti | [Signature] | 63 | Kaple Sneha | [Signature] |
| 25 | Shruti Kataria | [Signature] | 64 | Dampal Patel | [Signature] |
| 26 | Akshada Vithe | [Signature] | 65 | Gadgil Shantanu Surali | [Signature] |
| 27 | Pandure Ahi | [Signature] | 66 | Kela Santal. Kataria | [Signature] |
| 28 | Tambe Vaishnavi | [Signature] | 67 | Jadhav Kajal | [Signature] |
| 29 | Thorel Sneha | [Signature] | 68 | Ganesh Rajkumar | [Signature] |
| 30 | Sakshi Shinde | [Signature] | 69 | Narwade Priti | [Signature] |
| 31 | Sonal Tanpure | [Signature] | 70 | Kokate Shrutika | [Signature] |
| 32 | Tanja Mundhe | [Signature] | 71 | Khamate Sakshi | [Signature] |
| 33 | Kataria Priti | [Signature] | 72 | Rahatekar Pooja | [Signature] |
| 34 | Nehe Nilesh | [Signature] | 73 | Sonawane Hitesh | [Signature] |
| 35 | Ashwin Thokal | [Signature] | 74 | Patil Jinal | [Signature] |
| 36 | Sakshi Tanpure | [Signature] | 75 | Tilkar Ishwari | [Signature] |
| 37 | Dawkar Prema | [Signature] | 76 | Gulve Sneha | [Signature] |
| 38 | Mukul Gharate | [Signature] | 77 | Khose Ansh | [Signature] |
| 39 | Adhav Rutuja | [Signature] | 78 | Mule Rutika | [Signature] |



Rajeshwari
PRINCIPAL
Pravara Rural College of
Architecture, Loni

| | | |
|---|---|---|
|  | Pravara Rural Education Society's |  |
| | Pravara Rural College Of Architecture, Loni | |
| | At Post: Loni Kd., Tal. Rahata, Dist. Ahmednagar, M.S. - 413 736 | |
| | Tel: (02422) - 274295/96, Email ID: principalprca@yahoo.co.in Affiliated to Savitribai Phule Pune University (SPPU, Pune) (Id No. PU/ANI/ARCH.51/1996) | |



FEEDBACK FORM

| ACADEMIC YEAR <u>2019-20</u> | DATE <u>7/8/19</u> | | | |
|--|----------------------|---------|------|-----------|
| EVENT <u>workshop on sketching, coloring, sculpture</u> | | | | |
| CLASS <u>all</u> | LOCATION <u>PRCA</u> | | | |
| NAME OF STUDENT <u>Kaveri Gondkar</u> | | | | |
| QUESTIONS | POOR | AVERAGE | GOOD | EXCELLENT |
| 1. How was the overall organization of the case study/Site visit/Seminar/Workshop /Webinar | | | | ✓ |
| 2. How relevant was the contain discussed by the speaker during case study/Site visit/Seminar/Workshop /Webinar | | | | ✓ |
| 3. Duration given for case study/Site visit/Seminar/Workshop /Webinar | | | | ✓ |
| 4. How much the case study/Site visit/Seminar/Workshop /Webinar is useful from knowledge and information point of view | | | | ✓ |
| 5. Overall Conduct of the case study/Site visit/Seminar/Workshop /Webinar by the Speaker | | | | ✓ |
| 6. Overall Effectiveness of the case study/Site visit/Seminar/Workshop /Webinar | | | | ✓ |

Suggestions if any more hands on sketching



Kaichewani
PRINCIPAL
Pravara Rural College of Architecture, Loni

| | | |
|--|--|---|
|  | Pravara Rural Education Society's |  |
| | Pravara Rural College Of Architecture, Loni | |
| | At. Post.: Loni Kd., Tal: Rahata, Dist.: Ahmednagar, M.S. - 413 736 | |
| | Tel: (02422) – 274295/96, Email ID: principalprca@yahoo.co.in Affiliated to Savitribai Phule Pune University (SPPU, Pune) (Id No. PU/AN/ARCH,51/1996) | |

DATE: **06/01/2020**

NOTICE

All students and teachers are hereby to inform that following workshops are organized in college,



1. Art Installation Workshop - 08/01/2020
2. Wall Painting Workshop - 08/01/2020
3. Calligraphy Workshop - 08/01/2020
4. Cement Model Making Workshop - 08/01/2020
4. Pencil Portrait Workshop - 09/01/2020
5. Water Color Workshop - 09/01/2020

Time: 9.00am to 5.00pm

Participate in huge numbers to make the event successful .



Rajeshwari
PRINCIPAL
Pravara Rural College of
Architecture, Loni

| | | |
|---|--|--|
|  | Pravara Rural Education Society's |  |
| | Pravara Rural College Of Architecture, Loni | |
| | At. Post.: Loni Kd., Tal: Rahata, Dist.: Ahmednagar, M.S. - 413 736 | |
| | Tel: (02422) – 274295/96, Email ID: principalprca@yahoo.co.in Affiliated to Savitribai Phule Pune University (SPPU, Pune) (Id No. PU/AN/ARCH,51/1996) | |

DATE: 08/01/2020

2019-2020

| 2019-20 | ART INSTALLATION WORKSHOP-REPORT |
|--------------------------------|---|
| Expert Person: | Mr. Nilesh Aher |
| Faculty In charge: | Ar.DipeekaArbatti, Ar.AshwiniGholap |
| Aim: | To Convert the abstraction ideas of student in model form. |
| Objectives of Workshop: | I. To create abstraction of any object. II. To give hands-on experience of model making to the students. III. To give knowledge of fabrication work for model making. |
| Duration: | 7 hours |
| No. of students : | 36 |

Summary:

The Art Installation Workshop held at PRCA campus, guided by faculty members Ar. Dipeeka Arbatti and Ar. Ashwini Gholap, focused on fabrication and welding using scrap materials available on-site. With the aim to convert abstract ideas of various objects into tangible model forms, the workshop enabled students to explore their creativity and engage in hands-on model making.

The workshop had three key objectives:

- I. Encouraging students to delve into abstraction and conceptualize various objects.
- II. Providing students with practical experience in model making, empowering them to translate their ideas into physical representations.
- III. Imparting knowledge of fabrication techniques, equipping students with the skills needed for model making.

A total of 29 students actively participated in the workshop, under the guidance of the faculty members, and with the support of Principal Rajeshwari Jagtap. Students eagerly crafted abstractions of objects such as cats, trees, and more, utilizing the available scrap materials to bring their ideas to life. To enrich the workshop experience, Mr. Nilesh Aher a skilled resource person, shared valuable insights and expertise with the students. His guidance further enhanced their understanding of fabrication and welding techniques, helping them create intricate and captivating art installations.

Through this workshop, students not only developed a deeper appreciation for art but also honed their practical skills, exploring the diverse possibilities of material usage. The workshop not only provided a platform for self-expression but also encouraged teamwork and collaborative learning among the participants. The Art Installation Workshop successfully encouraged creativity, artistic expression, and resourcefulness among the students. It showcased the students' passion for art and design while fostering a sense of accomplishment and pride in their unique creations.

Overall, the workshop served as a dynamic space for artistic exploration, promoting innovation and fostering a greater appreciation for art installations in architecture and design. The students' dedication and enthusiasm, along with the expert guidance of faculty and resource persons, ensured a successful and memorable workshop.



1. Students making model with the help of welder




2. Students learning welding skills



3. Students working on model



4. Final abstraction of tree



5. Final abstraction of cat



6. Final abstraction of girl



Rajeshwari

PRINCIPAL
Pravara Rural College of
Architecture, Loni

PRAVARA RURAL COLLEGE OF ARCHITECTURE, LONI
EVENT ATTENDANCE SHEET

Academic Year: 2019-20

Date: 08/01/20

Event: Art Installation Workshop

Host: Dipeeka Arbatti



Mobile: _____

Organisation: PRCA

| no | Student Name | Signature | no | Student Name | Signature |
|----|---------------------|------------------|----|--------------|-----------|
| 1 | Adhav Ruhija Pralap | <u>Adhav</u> | | | |
| 2 | Agase Pratiksha | <u>Agase</u> | | | |
| 3 | Amthare tuhar | <u>Amthare</u> | | | |
| 4 | pandule namita | <u>Pandule</u> | | | |
| 5 | ghendkar samruddhi | <u>Ghendkar</u> | | | |
| 6 | gadhave tuhar | <u>Gadhave</u> | | | |
| 7 | Ashwini Dadasaheb | <u>Ashwini</u> | | | |
| 8 | shinde sakshi | <u>Shinde</u> | | | |
| 9 | sonavane pradnya | <u>Sonavane</u> | | | |
| 10 | chirmade dhanchal | <u>Chirmade</u> | | | |
| 11 | gogame Adharmca | <u>Gogame</u> | | | |
| 12 | pahl krishna | <u>Pahl</u> | | | |
| 13 | tanpure sakshi | <u>Tanpure</u> | | | |
| 14 | Budhrant isha | <u>Budhrant</u> | | | |
| 15 | Tanpure sonali | <u>Tanpure</u> | | | |
| 16 | Nehe Nilesh | <u>Nehe</u> | | | |
| 17 | Rabade Anuj | <u>Rabade</u> | | | |
| 18 | Tambe ratishnaji | <u>Tambe</u> | | | |
| 19 | prajapati sanksh | <u>Prajapati</u> | | | |
| 20 | vanpe Roshan | <u>Vanpe</u> | | | |
| 21 | Foke Rishi | <u>Foke</u> | | | |
| 22 | Prasad jyoti | <u>Prasad</u> | | | |
| 23 | kaharia Prithi | <u>Kaharia</u> | | | |
| 24 | sonarani caunay | <u>Sonarani</u> | | | |
| 25 | charan namrata | <u>Charan</u> | | | |
| 26 | ganale mukul | <u>Ganale</u> | | | |
| 27 | amilwad pratik | <u>Amilwad</u> | | | |
| 28 | soname Anurag | <u>Soname</u> | | | |
| 29 | paerana daktar | <u>Paerana</u> | | | |
| 30 | chavke mukul | <u>Chavke</u> | | | |
| 31 | wadhmane dhrya | <u>Wadhmane</u> | | | |
| 32 | Thorik swati | <u>Thorik</u> | | | |
| 33 | kaharia Prithi | <u>Kaharia</u> | | | |
| 34 | Zitape abhijeet | <u>Zitape</u> | | | |
| 35 | Munde Pujal | <u>Munde</u> | | | |
| 36 | crondkar kavreni | <u>Crondkar</u> | | | |



Rajeshwari
PRINCIPAL
Pravara Rural College of
Architecture, Loni

| | | |
|--|--|---|
|  | Pravara Rural Education Society's |  |
| | Pravara Rural College Of Architecture, Loni | |
| | At. Post.: Loni Kd., Tal: Rahata, Dist.: Ahmednagar, M.S. - 413 736 | |
| | Tel: (02422) – 274295/96, Email ID: principalprca@yahoo.co.in Affiliated to Savitribai Phule Pune University (SPPU, Pune) (Id No. PU/AN/ARCH,51/1996) | |

Date: 08/01/2020

2019-2020

| 2019-20 | WALL PAINTING WORKSHOP - REPORT |
|---------------------------|--|
| Expert Person: | Nikita Mahale |
| Faculty In charge: | Ar.Pankaj Bankar |
| Aim: | To provide students with a hands-on experience in the art of wall painting |
| Objectives: | <ul style="list-style-type: none"> i. Skill Development ii. Knowledge Sharing iii. Hands-on Experience iv. Confidence Boost v. Artistic Portfolio |
| Duration: | 2 days |
| No. of Students | 34 |

Summary:

The Wall Painting Workshop, organized at PRCA aimed to provide students with a hands-on experience in the art of wall painting. Led by the expert artist Nikita Mahale, a renowned figure in the field of wall paintings, the workshop aimed to introduce students to various techniques and concepts related to this art form.

Objectives were:

Skill Development: The primary objective of the workshop was to foster the development of artistic skills among the participating students. By learning from an expert like Nikita Mahale, students were expected to enhance their understanding of different brush strokes, color combinations, and design elements used in wall paintings.

Creativity Enhancement: Another key aim was to encourage creativity and innovation among the students. Through interactive sessions and practical exercises, participants were encouraged to think outside the box and explore unique ideas for their wall paintings.

Knowledge Sharing: With Nikita Mahale's vast knowledge and experience in wall paintings, the workshop sought to share valuable insights and techniques with the students. Participants were exposed to the history of wall paintings, different styles prevalent in different cultures, and how this art form has evolved over time.

Hands-on Experience: By the end of the workshop, students had gained valuable hands-on experience in executing wall paintings. They had the opportunity to apply the techniques they learned and create their own wall paintings under Nikita Mahale's guidance.

Confidence Boost: The workshop provided students with the confidence to pursue wall painting as a means of artistic expression. The feedback and encouragement received from Nikita Mahale and the faculty in charge, Ar. Pankaj Bankar, played a crucial role in building their self-assurance.

Artistic Portfolio: As a tangible outcome, each participant was able to add their wall painting creations to their artistic portfolios. These pieces showcased their growth and progress during the workshop and could be used to demonstrate their talent in future endeavors.

In conclusion, the Wall Painting Workshop conducted at [College Name] under the expert guidance of Nikita Mahale and with the support of Ar. Pankaj Bankar, proved to be a transformative experience for the students. It served as a platform for skill development, creativity enhancement, and knowledge sharing, empowering the participants to explore and excel in the captivating world of wall paintings.



1. Faculty inspecting the work.



2 Draft painting



3 Students working. On painting



4 Completed painting.



Raiswani

PRINCIPAL
Pravara Rural College of
Architecture, Loni

PRAVARA RURAL COLLEGE OF ARCHITECTURE, LONI
EVENT ATTENDANCE SHEET

Academic Year: 2019-20

Date: 02/01/2020

Event: Wall painting - Expert Nikita Mahale

Host: Pankaj Bankar Mobile: _____

Organisation: _____

| no | Student Name | Signature | no | Student Name | Signature |
|----|------------------------|--------------|----|--------------|-----------|
| 1 | Bhavin Waghela | Bhavin | | | |
| 2 | Pragati Auti | Auti | | | |
| 3 | Katisha Dalavi | Dalavi | | | |
| 4 | Smita Bhangre | Bhangre | | | |
| 5 | Simran Chavala | Chavala | | | |
| 6 | Vishwakarma Nilchikesh | Nilchikesh | | | |
| 7 | Therati saloni | Therati | | | |
| 8 | Singh abhishek | Singh | | | |
| 9 | Gadke Shiwani | Gadke | | | |
| 10 | Gulve Ganesh | Ganesh | | | |
| 11 | Warule Poonam | Warule | | | |
| 12 | Sayli Baraskar | Baraskar | | | |
| 13 | Shrikant Borse | Shrikant | | | |
| 14 | Shinde Swapnil | Swapnil | | | |
| 15 | Aakash Indraje | Aakash | | | |
| 16 | Nirvma Pandhate | Nirvma | | | |
| 17 | Kadam Vaishnavi | Vaishnavi | | | |
| 18 | Zambare Parvati | Parvati | | | |
| 19 | Joshi Vaishnavi | Vaishnavi | | | |
| 20 | Mahale Nikita | Nikita | | | |
| 21 | Katte Aishwarya | Katte | | | |
| 22 | Nuthe Akansha | Nuthe | | | |
| 23 | Mane Deepak | Mane | | | |
| 24 | Kharde Kalyani | Kharde | | | |
| 25 | Atharva Padwal | Atharva | | | |
| 26 | Mansi Kukkarhi | Mansi | | | |
| 27 | Kotkar Omkar | Kotkar | | | |
| 28 | Prerna Tale | Tale | | | |
| 29 | Samruddhi Shamadhikari | Shamadhikari | | | |
| 30 | Saurabh Kalyani | Kalyani | | | |
| 31 | Bhushan Jadhav | Jadhav | | | |
| 32 | Khutbhy Jangada | Jangada | | | |
| 33 | Sakshi Swami | Swami | | | |
| 34 | Sudesham Lable | Lable | | | |



Rajeshwari
PRINCIPAL
Pravara Rural College of
Architecture, Loni



DR. MALASHIJI VIKHE PATIL
(PADMA BHUSHAN AWARDEE)
PRAVARA RURAL EDUCATION SOCIETY'S
**PRAVARA RURAL COLLEGE
OF ARCHITECTURE**
LONI

PENCIL PORTRAIT WORKSHOP

ON

9TH JAN 2020
THURSDAY
9.00AM TO 11.30AM



ANUJ RABADE
F.Y. BARCH

HELD
BY



PRANAV
PAKHLE
S.Y. B.ARC



NO ONE

IS PERFECT THAT
IS WHY PENCILS
HAVE ERASERS.

MATERIALS TO BRING

A3 SKETCH BOOK ,
ALL GRADE PENCILS, SMUDGING
TOOL, CHARCOAL PENCIL , ERASER,
CUTTER.

RULES AND REGULATION

- FOR FIRST 30 STUDENTS ONLY.
- No . OF PARTICIPANTS ALLOWED: 30
- ALL MATERIALS SHOULD BE BROUGHT BY THE STUDENTS.
- ENTRY FEE PER STUDENT 10 RS.
- ELIGIBILITY CRITERIA : FOR UNDERGRADUATE TO POST GRADUATION STUDENTS ONLY.

REGISTRATION DATE
UPTO 8TH JAN 2020



STUDENT CO-ORDINATOR
1.SHRUTI WAJE - 9833926708
2.SHRUTI KATARIYA- 9511293672

NOTE: FOR QUARIES PLEASE CONTACT CO-ORDINATORS

VENUE- FIRST YEAR STUDIO, PRCA , LONI

SPONSERED BY- SAI RAM PRINTING
PROPRIATER- PRAVIN LAHAMGE

ARTIST FEST 2020

| | | |
|---|--|--|
|  | Pravara Rural Education Society's |  |
| | Pravara Rural College Of Architecture, Loni | |
| | At. Post.: Loni Kd., Tal: Rahata, Dist.: Ahmednagar, M.S. - 413 736 | |
| | Tel: (02422) – 274295/96, Email ID: principalprca@yahoo.co.in Affiliated to Savitribai Phule Pune University (SPPU, Pune) (Id No. PU/AN/ARCH,51/1996) | |

Date: 09/01/2020

2019-2020

| 2019-20 | PENCIL PORTRAIT WORKSHOP-REPORT |
|---------------------------|--|
| Expert Person | Pravav Pakhale, Anuj Rabde |
| Faculty In Charge: | Ar. Sonali Chaskar |
| Aim: | To Enhance The pencil portrait techniques of students, which will be appliein academics and also to develop the hobby. |
| Objectives: | i. To Give Introduction about types of pencils & materials used in pencil portrait. ii. To teach Method of using pencils and paper iii. To teach proportion and ways to transfer it on paper iv. To Live Demo of pencil portrait. |
| Duration: | 9.00am – 11.30am |
| No. of students : | 32 |

Summary:

The Pencil Portrait Workshop held at PRCA Loni on 9th January 2020 aimed to enhance the pencil portrait techniques of the students, with the intention of their practical application in academics and to foster a hobby. The workshop was conducted by two talented students from PRCA, Pravav Pakhale, and Anuj Rabde, who have expertise in pencil portraiture. Faculty In Charge, Ar. Sonali Chaskar, and Principal Rajeshwari Jagtap also attended the workshop, further enriching the learning experience.

Objectives were : i. Introduction to Pencils and Materials: The workshop commenced with an introduction to various types of pencils and materials used in pencil portrait art. Students were familiarized with different grades of pencils, erasers, and other essential tools needed to create stunning pencil portraits.

ii. Method of Using Pencils and Paper: Participants were guided through the proper techniques of using pencils and paper to achieve various tones and textures in their pencil portraits. They learned about shading, blending, and other essential methods that bring depth and realism to their artwork.

iii. Proportion and Transfer Techniques: Understanding proportion is crucial for creating accurate and lifelike pencil portraits. The workshop focused on teaching students how to measure and transfer facial features and body proportions onto paper, ensuring their portraits were well-balanced and realistic.

iv. Live Demo of Pencil Portrait: As a highlight of the workshop, Pravav Pakhale and Anuj Rabde conducted a live demonstration, showcasing the step-by-step process of creating a pencil portrait. This hands-on experience provided valuable insights into the art's nuances and intricacies.

The workshop proved to be highly beneficial, as students gained a comprehensive understanding of pencil portrait techniques. They left the workshop with improved skills, capable of creating impressive pencil portraits. The practical knowledge gained from the workshop would not only be valuable in their academic pursuits but also encouraged the students to explore and develop their artistic hobby.

The presence of Ar. Sonali Chaskar and Principal Rajeshwari Jagtap at the workshop emphasized the institution's support and commitment to promoting art and creativity among the students. The event marked a successful endeavor in nurturing the artistic talents of the PRCA Loni students, inspiring them to continue their artistic journey with passion and dedication.



1. Experts giving demonstration on board



2. Expert explaining to their friends



3. Faculty and students attending workshop



Rajeshwari
PRINCIPAL
Pravara Rural College of
Architecture, Loni

32 011

PRAVARA RURAL COLLEGE OF ARCHITECTURE, LONI
EVENT ATTENDANCE SHEET

Academic Year: 2019-2020

Date: 09/ 01/ 2020

Event: Pencil Portrait workshop

Host: Ar. Bonali Chaskar

Mobile: _____

Organisation: P.R.C.A. Loni

| no | Student Name | Signature | no | Student Name | Signature |
|-----|-------------------|------------|----|--------------|-----------|
| 1. | Chauhan Mitali | Chauhan | | | |
| 2. | Chapte Ashok | Chapte | | | |
| 3. | Gadwade Aishwarya | Gadwade | | | |
| 4. | Gilde Gaurav | Gilde | | | |
| 5. | Bhavshi Abhishek | Bhavshi | | | |
| 6. | Jain Pooja | Jain | | | |
| 7. | Walchankar Janhvi | Walchankar | | | |
| 8. | Varele Karan | Varele | | | |
| 9. | Tililkar Ishwari | Tililkar | | | |
| 10. | Sarawade Hitk | Sarawade | | | |
| 11. | Redke Aditi | Redke | | | |
| 12. | Patil Jinal | Patil | | | |
| 13. | Narwade Priti | Narwade | | | |
| 14. | Pakhale Pranav | Pakhale | | | |
| 15. | Adhav Rutija | Adhav | | | |
| 16. | Gaikwad Pankaj | Gaikwad | | | |
| 17. | Mulraj Chavali | Mulraj | | | |
| 18. | Katara Priti | Katara | | | |
| 19. | Dawlekar Prem | Dawlekar | | | |
| 20. | Jadhav Chetan | Jadhav | | | |
| 21. | Mundhe Pooja | Mundhe | | | |
| 22. | Farhinge Kalp | Farhinge | | | |
| 23. | Pandure Namita | Pandure | | | |
| 24. | Rabade Anvi | Rabade | | | |
| 25. | Dhanashri Chomade | Dhanashri | | | |
| 26. | Thorat Swati | Thorat | | | |
| 27. | Deshmukh Siddhi | Deshmukh | | | |
| 28. | Gadhe Santosh | Gadhe | | | |
| 29. | Gholap Shubham | Gholap | | | |
| 30. | Mande Tushar | Mande | | | |
| 31. | Lohalkar Pratik | Lohalkar | | | |
| 32. | Colgate Shrutika | Colgate | | | |
| 33. | Waghmare Divya | Waghmare | | | |
| 34. | Dirape Abhishek | Dirape | | | |



Pen Shivan
PRINCIPAL
Pravara Rural College
Architecture, Loni



LOKNETE DR. BALASAHEB VIKHE PATIL
(PADMA BHUSHAN AWARDEE)
PRAVARA RURAL EDUCATION SOCIETY'S
**PRAVARA RURAL COLLEGE
OF ARCHITECTURE**
LONI

CALLIGRAPHY WORKSHOP ON



**HELD
BY**

SAYLI BARASKAR
FIFTH Y. B.ARCH

8TH JAN 2020
WEDNESDAY
1.00PM TO 3.00 PM

AETRI FEST 2020

CALLIGRAPHY
IS AN ART FORM
THAT USES INK
AND A BRUSH TO
EXPRESS THE VERY SOULS
OF WORDS ON PAPER.

MATERIALS TO BRING
SKETCHBOOK, SKETCHPEN,
CALLIGRAPHY PEN, COLOR PENCILS

RULES AND REGULATION

- FOR FIRST 30 STUDENTS ONLY.
- NO . OF PARTICIPANTS ALLOWED: 30
- ALL MATERIALS SHOULD BE BROUGHT BY THE STUDENTS.
- ENTRY FEE PER STUDENT 10 RS.
- ELIGIBILITY CRITERIA : FOR UNDERGRADUATE TO POST GRADUATION STUDENTS ONLY.



REGISTRATION DATE
UPTO 7TH JAN 2020

STUDENT CO-ORDINATOR
1.PATIL JIGRASHA 9834932056
2. THAKUR VAIBHAVI 9284031904

NOTE: FOR QUARIES PLEASE CONTACT CO-ORDINATORS

VENUE- FIRST YEAR STUDIO, PRCA , LONI

SPONSERED BY- SAI RAM PRINTING
PROPRIATER- PRAVIN LAHAMGE

| | | |
|---|--|--|
|  | Pravara Rural Education Society's |  |
| | Pravara Rural College Of Architecture, Loni | |
| | At. Post.: Loni Kd., Tal: Rahata, Dist.: Ahmednagar, M.S. - 413 736 | |
| | Tel: (02422) – 274295/96, Email ID: principalprca@yahoo.co.in Affiliated to Savitribai Phule Pune University (SPPU, Pune) (Id No. PU/AN/ARCH,51/1996) | |

Date:08/01/2020

2019 -2020

| 2019-20 | CALLIGRAPHY WORKSHOP-REPORT |
|----------------------------|--|
| Expert Person: | Miss – Sayali Baraskar 5 th Yr B.Arch |
| Faculty In Charge: | Ar.Kapil Burhade |
| Aim: | To Enhance The Calligraphy Techniques of students , which will be applied in academics as well as their future profession |
| Objectives: | <ul style="list-style-type: none"> ▪ To Give Introduction about calligraphy ink, pen, brushes etc. ▪ To teach Method of operating brushes. ▪ To teach writing & finishing techniques. ▪ To Live Demo of Calligraphy. |
| Duration: | 9.00am - 11.30 am |
| No Of Participants: | 22 |

Summary:

The Calligraphy Workshop held at PRCA had the primary aim of enhancing the calligraphy techniques of the students, with a focus on practical application in academics and future professions. Miss Sayali Baraskar, a talented 5th-year B.Arch student at PRCA, served as the expert person, while Ar. Kapil Burhade, the faculty in charge, provided valuable support and guidance. Objectives were :

- i. Introduction to Calligraphy Tools: The workshop began with a comprehensive introduction to various calligraphy tools, including ink, pens, and brushes. Sayali Baraskar demonstrated the usage of different writing instruments, allowing participants to familiarize themselves with the tools and their distinctive features.
- ii. Method of Operating Brushes: Special attention was given to teaching the participants the proper techniques for operating brushes in calligraphy. By focusing on brush strokes and pressure control, students learned how to create beautiful letterforms and achieve various styles in their writing.
- iii. Writing & Finishing Techniques: Sayali Baraskar guided the students through various writing and finishing techniques in calligraphy. Participants learned about letter spacing, consistency, and incorporating decorative elements to elevate the visual appeal of their calligraphy artworks.
- iv. Live Demo of Calligraphy: The workshop included a live demonstration of calligraphy by Sayali Baraskar, showcasing her expertise in the art form. This demonstration allowed students to witness the process up close, inspiring them to explore calligraphy further.

With 22 enthusiastic participants, the Calligraphy Workshop was a resounding success. Sayali Baraskar's detailed explanation and demonstrations of the tools and materials enriched the learning experience for all attendees. Throughout the workshop, students and teachers alike explored calligraphy on different mediums, encouraging creativity and experimentation. The workshop's impact extended beyond mere artistic expression, as participants realized how calligraphy could enhance their academic submissions and future professional projects. The newfound calligraphy techniques will undoubtedly enable students to present their work in a more creative and visually appealing manner.

The presence and support of Principal Rajeshwari Jagtap further underscored the institution's commitment to fostering artistic skills and creativity among its students. The Calligraphy Workshop at PRCA served as a stepping stone for students to delve deeper into the world of calligraphy and leverage their newfound skills in their academic and professional pursuits.




1.Resource person showing different works done by her on calligraphy 2.Resource person demonstrating different fonts used in calligraphy



3.participants exploring fonts taught by recourse person

4.participants exploring fonts taught by recourse person



5.participants exploring fonts taught by recourse person

6.Final outcome of the workshop



Raiswani
PRINCIPAL
Pravara Rural College of
Architecture, Loni



LOKNEETI DR. BALASOBBE VIKHE PATIL
(PADMA BHUSHAN AWARDEE)
PRAVARA RURAL EDUCATION SOCIETY'S
PRAVARA RURAL COLLEGE
OF ARCHITECTURE
LONI

WATER COLOR WORKSHOP

ON
9TH JAN 2020
THURSDAY
9.00AM TO 11.30 AM



SAI
DESHMUKH
T.Y. BARCH



SHUSHMA
DOKARE
FOURTH Y.
BARCH

HELD
BY



WATER

COLOUR

IS LIKE LIFE.

BETTER GET IT

RIGHT THE FIRST TIME

YOU DON'T GET A SECOND

CHANCE

MATERIALS TO BRING

A3 SKETCH BOOK , WATER COLOURS,
COLOUR PALLET, PENCIL , ERASER,
CUTTER, CLOTH, BRUSHES



RULES AND REGULATION

- FOR FIRST 20 STUDENTS ONLY.
- No . OF PARTICIPANTS ALLOWED: 20
- ALL MATERIALS SHOULD BE BROUGHT BY THE STUDENTS.
- ENTRY FEE PER STUDENT 10 RS.
- ELIGIBILITY CRITERIA : FOR UNDER GRADUATION TO POST GRADUATION STUDENTS ONLY.

REGISTRATION DATE
UPTO 8TH JAN 2020

STUDENT CO-ORDINATOR
1.VAISHNAVI BADADE 758860240
2 .AKSHAYA ANAP 9146228533

ARTIST FEST 2020

| | | |
|--|--|---|
|  | Pravara Rural Education Society's |  |
| | Pravara Rural College Of Architecture, Loni | |
| | At. Post.: Loni Kd., Tal: Rahata, Dist.: Ahmednagar, M.S. - 413 736 | |
| | Tel: (02422) – 274295/96, Email ID: principalprca@yahoo.co.in Affiliated to Savitribai Phule Pune University (SPPU, Pune) (Id No. PU/AN/ARCH,51/1996) | |

Date: 09/01/2020

2019 -2020

| 2019-20 | WATER COLOUR WORKSHOP-REPORT |
|----------------------------|--|
| Expert Person: | Miss - Sai Deshmukh , 3rd Yr B.Arch Miss Sushma Dhokare , 4th Yr B.Arch |
| Faculty In charge: | Ar.Dipeeka Arbatti |
| Aim: | To Enhance The water color Rendering Techniques of students , which will be applied in academics. |
| Objectives: | i. To Give Introduction about brushes & materials used in water colours. ii. To teach Method of operating brushes. iii. To teach Coloring & finishing techniques. iv. To Live Demo of water color painting. |
| Duration: | 9.00am - 11.30 am |
| No Of Participants: | 15 |

Summary:

The Watercolor Workshop was conducted at PRCA by Miss Sai Deshmukh and Miss Sushma Dhokare, with the guidance of Ar. Dipeeka Arbatti as the faculty in charge. The workshop saw active participation from a few other faculty members as well. Principal Rajeshwari Jagtap also graced the event with her presence. The workshop was divided into three main sessions: Introduction to Watercolor Techniques: Sushma Dhokare commenced the workshop by providing an introduction to various brushes and materials used in watercolor painting. She demonstrated the proper handling of brushes to achieve different effects and textures in watercolor artworks. Sai Deshmukh's Insights on Watercolor Application: In the following session, Sai Deshmukh shared essential tips on controlling the water content in brushes while applying watercolors on paper. She elaborated on different strokes used for rendering and taught the participants how to add final touches and shadows to their watercolor drawings. Demonstrations and Practice: In the final session, both Sai Deshmukh and Sushma Dhokare conducted various drawing demonstrations to showcase the techniques they had discussed earlier. Participants had the opportunity to observe and learn from the experts as they created stunning watercolor artworks.

Throughout the workshop, the participants were encouraged to try their hand at watercolor rendering. Sai Deshmukh and Sushma Dhokare provided individual guidance and feedback to each participant, helping them improve their skills and gain confidence in using watercolors. The workshop not only taught the technical aspects of watercolor painting but also inspired creativity and artistic expression among the participants. The presence of faculty members and Principal Rajeshwari Jagtap highlighted the institution's commitment to promoting artistic endeavors and fostering a creative environment for its students.

In conclusion, the Watercolor Workshop at [Institution Name] proved to be a valuable and enriching experience for all participants. Miss Sai Deshmukh and Miss Sushma Dhokare, along with the support of Ar. Dipeeka Arbatti and other faculty members, successfully imparted their knowledge and passion for watercolor painting to the eager attendees, leaving a lasting impact on their artistic journeys.



1. Expert person demonstrating water color techniques



2. both the Expert person demonstrating water color techniques side by side



3. Participated teacher demonstrating water color techniques



4. Participants practicing water colors at their own under guidance of expert person



5. Expert person demonstrating water color techniques



6. Complete drawings by expert person while demonstrating.



Kaishwar
PRINCIPAL
Pravara Rural College of
Architecture, Loni



LOKNETE DR. BALASAHEB VIKHE PATIL
(PADMA BHUSHAN AWARDEE)
PRAVARA RURAL EDUCATION SOCIETY'S
**PRAVARA RURAL COLLEGE
OF ARCHITECTURE**
LONI

MODEL MAKING WORKSHOP

ON
8TH JAN 2020
WEDNESDAY
1.00PM TO 4.00 PM



ABHIJEET ZIRPE
F.Y. B.Arch



MUKUL GHARTE
F.Y. B.Arch

**HELD
BY**



NILESH NEHE
F.Y. B.Arch



AETRIO FEST 2020

GOD IS IN THE
DETAILS.

MATERIALS TO BRING
CEMENT 4 KG, BOWL,
WATER BOTTLE, PAINT BRUSH,
ACRYLIC PAINT.

RULES AND REGULATION

- FOR FIRST 30 STUDENTS ONLY.
- No. OF PARTICIPANTS ALLOWED: 30
- ALL MATERIALS SHOULD BE BROUGHT BY THE STUDENTS.
- ENTRY FEE PER STUDENT 10 RS.
- ELIGIBILITY CRITERIA : FOR UNDERGRADUATE TO POST GRADUATION STUDENTS ONLY.



REGISTRATION DATE
UPTO 7TH JAN 2020

STUDENT CO-ORDINATOR
1. RUTUJA SIRSAATH -8237430717
2. PRANJAL KARNAWAT - 9527731713

NOTE: FOR QUARIES PLEASE CONTACT CO-ORDINATORS

SPONSERED BY- SAI RAM PRINTING
PROPRIATER- PRAVIN LAHAMGE

VENUE- CONSTRUCTION COURTYARD, PRCA , LONI

| | | |
|--|--|---|
|  | Pravara Rural Education Society's |  |
| | Pravara Rural College Of Architecture, Loni | |
| | At. Post.: Loni Kd., Tal: Rahata, Dist.: Ahmednagar, M.S. - 413 736 | |
| | Tel: (02422) – 274295/96, Email ID: principalprca@yahoo.co.in Affiliated to Savitribai Phule Pune University (SPPU, Pune) (Id No. PU/AN/ARCH,51/1996) | |

DATE: 8/1/2020

2019-2020

| 2019-20 | CEMENT MODEL MAKING WORKSHOP |
|----------------------------|---|
| Source Person: | Mr. Nilesh Nehe , 1stYrB.Arch Mr. Abhijeet Zirpe , 1stYrB.Arch Mr. Mukul Gharte , 1stYrB.Arch |
| Faculty In charge: | Ar.JameerMulani, Ar. SurendraPawar |
| Aim: | To Enhance The cement model making Techniques of students , which will be applied in academics. |
| Objectives: | i. To Give Introduction about paints&materials used in cement model making ii. To teach Method of operating of cement art iii. To teach Coloring & finishing techniques. iv. To Live Demo of cement model making v. To motivate students for positive thinking to achieve great goal in architecture through workshop |
| Duration: | 1.00pm – 4.00 pm |
| No Of Participants: | 18 |

Summary:

The Cement Model Making Workshop at PRCA was organized by Mr. Nilesh Nehe and Mr. Abhijeet Zirpe, talented 1st-year B. Arch students. The workshop aimed to introduce participants to the art of creating cement models and instill in them a positive mindset towards achieving great goals in architecture. The faculty in charge for the workshop included Ar. Jameer Mulani and Ar. Surendra Pawar, providing valuable support and guidance.

Objectives were :

- i. Introduction to Paints & Materials: The workshop began with an introduction to various paints and materials used in cement model making. Participants were acquainted with the essential tools and materials required for creating cement models effectively.
- ii. Method of Operating Cement: Nilesh Nehe and Abhijeet Zirpe demonstrated the proper techniques for creating an ideal mixture of cement to achieve durable and precise models. Participants learned the step-by-step process of working with cement to bring their creative ideas to life.
- iii. Coloring & Finishing Techniques: Abhijeet Zirpe and Nilesh Nehe taught various coloring and finishing techniques that participants could apply to enhance the appearance of their cement models. This included painting, texturing, and adding fine details to the models.
- iv. Live Demo of Cement Model Making: A highlight of the workshop was the live demonstration of cement model making by Nilesh Nehe and Abhijeet Zirpe. This provided a valuable hands-on experience for participants to witness the artistry involved in creating cement models.

v. Motivating Positive Thinking: In addition to teaching technical skills, the workshop also aimed to motivate students to embrace positive thinking and aspire to achieve greatness in the field of architecture. The speakers shared their experiences and encouraged participants to aim high in their architectural pursuits.

With 20 enthusiastic participants, the Cement Model Making Workshop was a success. Participants gained a thorough understanding of the materials and techniques used in cement model making. The live demonstration and assistance provided by Nilesh Nehe and Abhijeet Zirpe enabled participants to work on their models with confidence and creativity.

The workshop not only nurtured the participants' technical skills but also instilled a positive and ambitious mindset towards their architectural goals. The guidance from Ar. Jameer Mulani and Ar. Surendra Pawar further enriched the learning experience, fostering a supportive and encouraging atmosphere.

Overall, the Cement Model Making Workshop at PRCA proved to be a valuable and inspiring event, equipping students with practical knowledge, encouraging creativity, and motivating them to pursue excellence in architecture.



1. Student had prepared cement model



2. Students preparing required cementing material with help of cement and sand



3. Recourse person demonstrating cement models



4. Teachers are also participated in event





5. Students while working on cement model



6. Students while working on cement model



Rajeshwari
PRINCIPAL
Pravara Rural College of
Architecture, Loni

| | | |
|--|--|---|
|  | Pravara Rural Education Society's |  |
| | Pravara Rural College Of Architecture, Loni | |
| | At. Post.: Loni Kd., Tal: Rahata, Dist.: Ahmednagar, M.S. - 413 736 | |
| | Tel: (02422) – 274295/96, Email ID: principalprca@yahoo.co.in Affiliated to Savitribai Phule Pune University (SPPU, Pune) (Id No. PU/AN/ARCH,51/1996) | |

DATE: 20/03/2019

NOTICE

All students and teachers are hereby to inform that a hands-on Construction Courtyard Workshop organized by our esteemed faculty and expert architects. This workshop aims to provide you with valuable practical insights into the world of construction and real-world architectural practices.

Details of the Workshop:

Date: 23/03/2019, 24/03/2019

Time: 9.00am to 5.00pm



Duration : Two Days

Venue: PRCA Amphi theatre

Conducted by: Ar.JameerMulani, Ar.PravinJamdade



Rajeshwari
PRINCIPAL
Pravara Rural College of
Architecture, Loni

| | | |
|--|--|---|
|  | Pravara Rural Education Society's |  |
| | Pravara Rural College Of Architecture, Loni | |
| | At. Post.: Loni Kd., Tal: Rahata, Dist.: Ahmednagar, M.S. - 413 736 | |
| | Tel: (02422) – 274295/96, Email ID: principalprca@yahoo.co.in Affiliated to Savitribai Phule Pune University (SPPU, Pune) (Id No. PU/AN/ARCH,51/1996) | |

DATE: 23-03-2019

2018-2019

| 2018-19 | CONSTRUCTION COURTYARD WORKSHOP - REPORT |
|-----------------------------|--|
| Expert Person: | Ar.JameerMulani, Ar.PravinJamdade |
| Aim: | To give practical knowledge of building construction and materials to students |
| Objectives : | I. To execute different brick bonds II. To introduce use of construction tools used during work III. To introduce site preparation needed before execution |
| Duration: | 2 Days |
| No. of students : | 78 |

Summary:

The Construction Courtyard Workshop at PRCA was led by a team of expert persons, including Ar. Jameer Mulani, Ar. Saif Ahmed, and Ar. Pravin Jamdade. The workshop aimed to provide hands-on experience and on-site knowledge of construction to the participating students. The workshop spanned two days and took place in the construction courtyard. The primary objective of the workshop was to familiarize the students with real-world construction practices and techniques. The expert team aimed to bridge the gap between theoretical knowledge and practical application, allowing the students to gain valuable insights into the construction process.

On-site Experience: The workshop provided students with the opportunity to visit and work in the construction courtyard. This on-site experience exposed them to the actual working environment, enabling them to observe and understand construction activities in a real-world setting.

Hands-on Learning: Students actively participated in various construction-related tasks, allowing them to apply their theoretical knowledge practically. Under the guidance of the expert team, they engaged in activities like laying bricks, mixing cement, and understanding construction materials.

Interaction with Experts: Ar. Jameer Mulani, Ar. Saif Ahmed, and Ar. Pravin Jamdade, being experienced professionals, interacted with the students throughout the workshop. They shared their knowledge, answered questions, and provided valuable insights into the construction industry.

The Construction Courtyard Workshop proved to be an enriching and invaluable experience for the participating students. By immersing themselves in practical construction activities, the students gained a deeper understanding of the construction process. They also learned about the various challenges and considerations involved in real-world construction projects. The guidance and mentorship of the expert team, along with the hands-on experience, helped the students develop a practical approach to problem-solving and project execution in the field of architecture and construction.

Overall, the Construction Courtyard Workshop at PRCA successfully fulfilled its objectives, equipping the students with essential skills and knowledge that will serve them well in their future careers in architecture and construction. The collaboration between the expert team and Assistant Professor Ar. Jameer Mulani created a nurturing and enlightening environment for the students, fostering a passion for excellence in the field of architecture.



Under the guidance of faculty student completed the brick bond construction.



Faculty guide students about the actual execution of brick bonds construction.



Hands on experiment to execute brick bonds.



Students working on brick bond construction.



Raislawani
PRINCIPAL
Pravara Rural College of
Architecture, Loni

PRAVARA RURAL COLLEGE OF ARCHITECTURE, LONI

EVENT ATTENDANCE SHEET

Academic Year: - 2018-19

Date: 23/03/19

Event: Construction courtyard workshop - Hands on Experiment.

Host: Ar. Jameer Mulani, Ar. Pravin Jamdade Mobile: _____



Organisation: PRCA, Loni

| no | Student Name | Signature | no | Student Name | Signature |
|----|--------------------------|-----------|----|-------------------------|-----------|
| 1 | Aher Apeksha | | 40 | Rathi Ramita | |
| 2 | Kharmale Lakshi | | 41 | Shruti Kataria | |
| 3 | Ghorate Ruchita | | 42 | Aditi Wadhwa | |
| 4 | Tilkar Ishwari | | 43 | Sheaddha Nagare | |
| 5 | Varal Karan | | 44 | Kokate Shrutika | |
| 6 | Inamdar Dhavalsinh | | 45 | Wakchawar Janhavi | |
| 7 | Patel Gireh | | 46 | Arup Akshaya JS. | |
| 8 | Aishwarya kale | | 47 | Ganesh Rajkumar | |
| 9 | Pagnam Chikale | | 48 | Sailee Ghosale | |
| 10 | Vedha Nimase | | 49 | Krutika Shelar | |
| 11 | Gaurav Singhatey | | 50 | Deshmukh Archana | |
| 12 | Badale Vaibhavi | | 51 | Agrawal Vasu | |
| 13 | Pranjal Karnavat | | 52 | Mhaskar Aarti | |
| 14 | APURVA KANKUJI | | 53 | Dimpal patel | |
| 15 | Shruti Waje | | 54 | Deshana Kale | |
| 16 | Dhakar Sushama | | 55 | Jigraha patil | |
| 17 | Vaibhavi Thakur | | 56 | Narwade Prithi | |
| 18 | Dumbre Nishigandha | | 57 | Vaishnavi Chogare | |
| 19 | Ganesh Kottar | | 58 | OMKAR SARAYKAR | |
| 20 | Dharam Hantika | | 59 | Ashok chepte | |
| 21 | Prerna Bhakulal | | 60 | Pranjal kale | |
| 22 | Shinde Ganesh | | 61 | Gulbe Anisha | |
| 23 | Shinde APARNA | | 62 | Gadhe Sanskare | |
| 24 | Shruti Bhagavat | | 63 | Kela Sanket | |
| 25 | Rutuja Patil | | 64 | Gaurav gilda | |
| 26 | pratiksha shinde | | 65 | Pratya Narchowar | |
| 27 | Patil Hitesh Dinesh | | 66 | Pranjal kale | |
| 28 | Kotkar Shwetali Jalindar | | 67 | Rindhe Aditi | |
| 29 | Sapha Varpe | | 68 | Vaibhavi Thakur | |
| 30 | Ghogare Vivek | | 69 | Sai Deshmukh | |
| 31 | Khase Akash Amol | | 70 | Pratishesh Raut | |
| 32 | Patil Jina | | 71 | Samarth Uchil | |
| 33 | Dimpal patel | | 72 | MOIN MULLA | |
| 34 | Pratya shirsath | | 73 | Nilesh kale | |
| 35 | Patil Pravin | | 74 | Abhishek Bhavasar | |
| 36 | Gadge Shantanu Suresh | | 75 | Shashi karawade | |
| 37 | Deshmukh Siddhi | | 76 | Sanket Misal | |
| 38 | Sigracha Patil | | 77 | Abhishek Thorat | |
| 39 | Mande Tushar | | 78 | HARSHAL RAJULE | |



Rajenwii

PRINCIPAL
Pravara Rural College of
Architecture, Loni

| | | |
|---|--|--|
|  | Pravara Rural Education Society's |  |
| | Pravara Rural College Of Architecture, Loni | |
| | At. Post: Loni Kd., Tal: Rahata, Dist.: Ahmednagar, M.S. - 413 736 | |
| | Tel: (02422) - 274295/96, Email ID: principalprca@yahoo.co.in Affiliated to Savitribai Phule Pune University (SPPU, Pune) (Id No. PU/AN/ARCH,51/1996) | |

FEEDBACK FORM

| ACADEMIC YEAR <u>2018-19</u> | DATE <u>23/3/19</u> | | | |
|---|----------------------|---------|------|-----------|
| EVENT <u>Construction courtyard workshop.</u> | | | | |
| CLASS <u>all.</u> | LOCATION <u>Prca</u> | | | |
| NAME OF STUDENT <u>Vaishnavi Chogare.</u> | | | | |
| QUESTIONS | POOR | AVERAGE | GOOD | EXCELLENT |
| 1. How was the overall organization of the case study/Site visit/Seminar/Workshop /Webinar | | | | ✓ |
| 2. How relevant was the contain discussed by the speaker during case study/Site visit/Seminar/Workshop /Webinar | | | ✓ | |
| 3. Duration given for case study/Site visit/Seminar/Workshop /Webinar | | | | ✓ |
| 4. How much the case study/Site visit/Seminar/Workshop /Webinar is useful from knowledge and information point of view | | | ✓ | |
| 5. Overall Conduct of the case study/Site visit/Seminar/Workshop /Webinar by the Speaker | | | | ✓ |
| 6. Overall Effectiveness of the case study/Site visit/Seminar/Workshop /Webinar | | | | ✓ |

Suggestions if any _____



Vaishnavi

PRINCIPAL
Pravara Rural College of
Architecture, Loni



LOKNETE. DR. BALASAHEB VIKHE PATIL
(PADMA BHUSHAN AWARDEE)
PRAVARA RURAL EDUCATION SOCIETY'S

**PRAVARA RURAL COLLEGE
OF ARCHITECTURE** **LONI**

Sadatpur Road, Loni Kd., Tal.: Rahata, Dist.: Ahmednagar 413 736, (M.S.)
Ph:(02422)274295 Email: principalprca@yahoo.co.in Web: www.pravaracoaloni.in

Affiliated to Savitribai Phule Pune University, Pune Id No. PU/AN/ARCH/51/1996
& Council of Architecture, New Delhi

CASE STUDY AND SITE VISIT REPORTS



LOKNETE. DR. BALASAHEB VIKHE PATIL
(PADMA BHUSHAN AWARDEE)
PRAVARA RURAL EDUCATION SOCIETY'S

**PRAVARA RURAL COLLEGE
OF ARCHITECTURE LONI**

Sadatpur Road, Loni Kd., Tal.: Rahata, Dist.: Ahmednagar 413 736, (M.S.)
Ph:(02422)274295 Email: principalprca@yahoo.co.in Web: www.pravaracoaloni.in

Affiliated to Savitribai Phule Pune University, Pune Id No. PU/AN/ARCH/51/1996
& Council of Architecture, New Delhi

DATE: 21/4/2023

NOTICE

All students of Second year B. Arch are informed that site visit of R.M.C. plant is organized on 25/4/23 at Rahata.

Details:

Date: 25/4/23

Reporting Time and venue: 1.00pm, Near Lontek

Mode of Transport: Taxi




**PRINCIPAL
Pravara Rural College of
Architecture, Loni**



Date: 25/4/2023

2022-2023

| 2022-2023 | SITE VISIT REPORT |
|-------------------------|---|
| Subject: | BCM-IV |
| Subject Teacher: | Ar. Kapil Burhade & Ar. Meghana Joshi |
| Activity Head: | Ar. Kapil Burhade |
| Class: | 2ndYear B. Arch 2022-23 |
| Topic: | R.M.C. plant |
| Location: | Tal: Rahata dist : A.-Nagar |
| Aim: | Study the process of R.M.C. plant practically. |
| Objectives: | <ol style="list-style-type: none">Practical Understanding of RMC PreparationFamiliarity with Raw Materials:Efficient and Sustainable Practices: |
| Duration: | 02:30 pm to 04:30 pm |
| No. Of Students: | 12 |

OUTCOME:

On 25th April 2023, a site visit was conducted at Niranjhan RMC plant, Babhaleshwar, to practically study the preparation process of Ready Mix Concrete (RMC). The visit provided valuable insights into the ingredients used in RMC preparation, including Ultratech and Birla cement (OPC 50), various aggregates (10mm and 20mm), admixtures (SNS base and TC base), washed sand, crushed sand, and flyash. Each batch of concrete weighed approximately 2500kg, and the truck's capacity was seven times that of a single batch. The preparation process took around 10-15 minutes, and the ready mix concrete could be transported up to 50km. The RMC plant operated autonomously, ensuring efficient use of raw materials and maintaining precise proportions without wastage.

Practical Understanding of RMC Preparation: The site visit aimed to provide architecture students with a hands-on understanding of the actual process involved in preparing Ready Mix Concrete, offering practical insights into the materials and their proportions.

Familiarity with Raw Materials: By observing the use of different raw materials such as cement, aggregates, admixtures, and flyash, students gained knowledge of their roles and importance in producing high-quality RMC.

Efficient and Sustainable Practices: The visit showcased an autonomous system that minimized material wastage and ensured optimal utilization of resources, promoting sustainable practices in construction.

The site visit to Niranjhan RMC plant successfully achieved its objectives, providing students with the following outcomes:

Real-World Application: Students could relate theoretical knowledge to real-world applications, enabling them to understand the practical aspects of RMC preparation.

Proportion Management: Observing the precise proportioning of raw materials in RMC preparation, students learned the importance of maintaining specific ratios for high-quality concrete.

Insights into Logistics: Understanding the capacity and transportability of RMC allowed students to grasp

the logistical considerations in construction projects.

Sustainable Construction Practices: Witnessing an autonomous system with minimal material wastage emphasized the significance of adopting sustainable practices in architecture.

Industry Relevance: The visit exposed students to an essential aspect of the construction industry, making them more industry-ready and prepared for future roles as architects.

Overall, the site visit to Niranjhan RMC plant provided architecture students with valuable practical experience, enhancing their understanding of RMC preparation and promoting efficient and sustainable practices in construction.



1. Cement and Flyash Storage



2. RMC Plant with Transit Mixer



3. Group Photo



4. RMC Processing Plant



5. Control Room RMC



6. Autonomous System Introduction



PRINCIPAL
Pravara Rural College of
Architecture, Loni



EVENT ATTENDANCE SHEET

Academic Year: 2022-23

Date: 29/10/2022

Event: P.M.S. Plant Case study.

Teacher/Coordinator: Ar. Kopil Burhade

Student Coordinator: Yash Dahir

Class: 6.Y.B.arch

| NO. | STUDENTS NAME | SIGN | NO. | STUDENTS NAME | SIGN |
|-----|---------------------|-------------|-----|---------------|------|
| 1 | Sahil Amrode | [Signature] | | | |
| 2 | Pranali Binwar | [Signature] | | | |
| 3 | Pravin Terang | [Signature] | | | |
| 4 | Caemi Dawkha | [Signature] | | | |
| 4 | Tanmay Chaudh. | [Signature] | | | |
| 5 | Chetav Zadhur. | [Signature] | | | |
| 7 | Shruti Chavan | [Signature] | | | |
| 8 | Yash Dahir | [Signature] | | | |
| 9 | Chaitali Tadkar | [Signature] | | | |
| 10 | Chaitali Savisankar | [Signature] | | | |
| 11 | Sakshi Palhate | [Signature] | | | |
| 12 | Gaurav Wagh | [Signature] | | | |



PRINCIPAL
Pravara Rural College of
Architecture, Loni



LOKNETE DR. BALASAHEB VIKHE PATIL
PADMA BHUSHAN AWARDEE
PRAVARA RURAL EDUCATION SOCIETY'S
**PRAVARA RURAL COLLEGE
OF ARCHITECTURE LONI**

Sadatpur Road, Loni Kd., Tal.: Rahata, Dist.: Ahmednagar 413 736, (M.S)
Ph: (02422)274295 Email: principalprca@yahoo.co.in Web: www.pravaracoloni.org
Affiliated to Savitribai Phule Pune University, Pune Id No. PU/AN/ARCH/51/199
& Council of Architecture, New Dell

FEEDBACK FORM

| ACADEMIC YEAR 2022-23 | DATE 25/4/23 | | | |
|--|-----------------|---------|------|-----------|
| EVENT RMC Plant site Visit | | | | |
| CLASS S.Y. B. Arch. | LOCATION Rahata | | | |
| NAME OF STUDENT Shravani Buhade | | | | |
| QUESTIONS | POOR | AVERAGE | GOOD | EXCELLENT |
| 1. How was the overall organization of the case study/Site visit/Seminar/Workshop /Webinar | | | ✓ | |
| 2. How relevant was the contain discussed by the speaker during case study/Site visit/Seminar/Workshop /Webinar | | | ✓ | |
| 3. Duration given for case study/Site visit/Seminar/Workshop /Webinar | | | ✓ | |
| 4. How much the case study/Site visit/Seminar/Workshop /Webinar is useful from knowledge and information point of view | | | ✓ | |
| 5. Overall Conduct of the case study/Site visit/Seminar/Workshop /Webinar by the Speaker | | | ✓ | |
| 6. Overall Effectiveness of the case study/Site visit/Seminar/Workshop /Webinar | | | ✓ | |

Suggestions if any

No.



PRINCIPAL
Pravara Rural College of
Architecture, Loni



LOKHEE, DR. BALASAHEB VIKHE PATIL
(PADMA BHUSHAN AWARDEE)
PRAVARA RURAL EDUCATION SOCIETY
**PRAVARA RURAL COLLEGE
OF ARCHITECTURE LONI**

PRCA/Est./ 2022-23

Sadatpur Road, LoniKd., Tal.: Rahata, Dist.: Ahmednagar 413 736, (M.S.)
Phone:02422)274295 Email id: principal.prcarchloni@pravara.in Web: www.pravara.in
Affiliated to Savitribai Phule Pune University, Pune Id No: PU/AN/ARCH/51/1996
& Council of Architecture, New Delhi

DATE: 22/12/2022

NOTICE

This is to inform to the Second Year students and all the Subject Teachers that for the subject of Architectural Design –III, Case Study visit (Pre-Primary and Primary School) at Pune is scheduled on 24th December 2022.

Visit is scheduled for the following Pre-Primary and Primary Schools

1. The Out School, at Gultekadi, Pune.
2. The Out Door Classroom, Pimpri.
3. School at Bavdhan.

All students are informed to be present at the entrance of Girl's Hostel at 6.45 am on 24/12/2022.




PRINCIPAL
Pravara Rural College of
Architecture, Loni



Date: 24/12/2022

2022-2023

| 2022-2023 | CASE STUDY |
|-------------------------|--|
| Subject: | Architectural Design-III |
| Subject Teacher: | Ar. SonaliChaskar, Ar.AshwiniGholap |
| Activity Head: | Ar. Suraj Ubale |
| Class: | 2ndYear B. Arch 2022-23 |
| Topic: | Case Study of Pre-Primary and Primary School |
| Location: | The Outschool, Gultekdi, Pune |
| Aim: | To study design aspects of Pre-Primary and Primary School |
| Objectives: | <ol style="list-style-type: none">To Study and analyze zoning patternsTo study and analyze circulation patternTo study and analyze functional and psychological needs of School children through design elementsTo study and analyze role of colour and texture in school design. |
| Duration: | 02:30 pm to 04:30 pm |
| No. Of Students: | 12 |

OUTCOME:

The Outschool is an exceptional example of a preprimary school design, meticulously crafted with the psychology of small kids in mind. The architect's efforts shine through in every minute detail, showcasing a thoughtful and child-centric approach. The school's spaces are intelligently divided into distinct zones, each dedicated to specific activities, with the activities themselves being a crucial part of the planning process. The design strikes a perfect balance between functionality and aesthetics, ensuring a conducive learning environment without compromising visual appeal.

Special emphasis was placed on material selection and details, and a vibrant color palette was used to attract and engage the young students. The use of textures further enhances the overall design, making it even more appealing and special. This case study, organized by PRCA, Loni, as part of the Architectural Design-III subject, provided students with an invaluable opportunity to explore and learn from a well-executed project at an early stage of their architectural education.

The visit to The Outschool as a case study yielded several positive outcomes for the students:

1.Child-Centric Design Understanding: Through this site visit, students gained insights into the significance of designing spaces that cater to the specific needs and psychology of young children. They learned how thoughtful planning and attention to detail can enhance the learning environment for preprimary students.

2.Functional and Aesthetic Integration: The visit highlighted the successful integration of functionality and aesthetics in architectural design. Students observed how well-designed spaces can be visually appealing while fulfilling the functional requirements of the users.

3.Inspiration for Future Designs: Observing a well-executed project like The Outschool served as an inspiration for the students' future designs. They could draw upon the lessons learned and innovative ideas witnessed during the visit to inform their own design projects.

4.Material Selection and Color Psychology: Students were exposed to the importance of material selection and color psychology in architectural design, especially when designing spaces for young children. They learned how textures and vibrant colors can positively impact the learning experience.

5.Real-World Learning: The site visit provided practical exposure to a real-world architectural project, allowing students to see theory in action and understand the practical challenges and considerations that architects face during the design process.

Overall, the case study of The Outschool offered students a valuable learning experience, equipping them with crucial design principles, functional insights, and inspiration for their future architectural endeavors. The knowledge gained from this visit will guide them to create thoughtful and child-friendly designs that yield fruitful results in their architectural careers.



1.Back yard of the School designed with multiple activities and use of different textures.



2.Multifunctional activity Space enhanced by designing arches to emphasize the theme.



3. Outdoor Space at front yard where tree logs are placed and can be used as seating.



Students observing the details at project site and enjoying vibrant color schemes.




PRINCIPAL
Pravara Rural College of
Architecture, Loni




FEEDBACK FORM

| | | | | | |
|--|---|---------|----------|-----------|--|
| ACADEMIC YEAR | 2022-23 | | DATE | 24/12/22 | |
| EVENT | Case Study - The outschool Gultekdi, Pune | | | | |
| CLASS | 2 nd | | LOCATION | Pune | |
| NAME OF STUDENT | Tanmay Chaudhari | | | | |
| QUESTIONS | POOR | AVERAGE | GOOD | EXCELLENT | |
| 1. How was the overall organization of the case study/Site visit/Seminar/Workshop /Webinar | | | ✓ | | |
| 2. How relevant was the contain discussed by the speaker during case study/Site visit/Seminar/Workshop /Webinar | | | ✓ | | |
| 3. Duration given for case study/Site visit/Seminar/Workshop /Webinar | | | | ✓ | |
| 4. How much the case study/Site visit/Seminar/Workshop /Webinar is useful from knowledge and information point of view | | | ✓ | | |
| 5. Overall Conduct of the case study/Site visit/Seminar/Workshop /Webinar by the Speaker | | | | ✓ | |
| 6. Overall Effectiveness of the case study/Site visit/Seminar/Workshop /Webinar | | | ✓ | | |

Suggestions if any _____




 PRINCIPAL
 Pravara Rural College of
 Architecture, Loni



Date: 24/12/2022

2022-2023

| 2022-2023 | CASE STUDY |
|-------------------------|--|
| Subject: | Architectural Design-III |
| Subject Teacher: | Ar. Sonali Chaskarr, Ar.Ashwini Gholap |
| Activity Head: | Ar. Sonali Chaskar |
| Class: | 2 nd Year |
| Topic: | Case Study of Pre-Primary and Primary School |
| Location: | Bavdhan, Pune |
| Aim: | To study design aspects of Pre-Primary and Primary School |
| Objectives: | <ol style="list-style-type: none">To Study and analyze zoning patternsTo study and analyze circulation patternTo study and analyze functional and psychological needs of School children through design elementsTo study and analyze role of colour and texture in school design. |
| Duration: | 12:00 pm to 01:30 pm |
| No. Of Students: | 12 |

OUTCOME:

A case study was organized for second-year students of Architectural Design – III at Pravara Rural College of Architecture. The study focused on the Pre-Primary and Primary School located in Bavdhan, Pune, designed by Studio Infinity, with Ar. Tushar Kothawde as the Principal Architect. A group of 12 students, accompanied by two teachers, Ar. Sonali S. Chaskar and Ar. Sural Ubale, visited the school to observe its functioning and understand the architectural planning and elements that cater to the functional and psychological needs of students. During the visit, students were encouraged to sketch and take notes on the points explained by the teachers. They also gained insights into the role of color, texture, and pattern in school design.

The case study on the Pre-Primary and Primary School at Bavdhan, Pune, resulted in several positive outcomes for the students:

1. Practical Application of Design Principles: The site visit provided students with an opportunity to apply design principles they learned in the classroom to a real-world project. They observed how architectural planning and elements were tailored to meet the specific functional and psychological needs of young students.

2. Understanding User-Centric Design: By closely observing the school's functioning, students gained insights into user-centric design, where the architecture is adapted to enhance the learning and overall experience of the students.

3. Sketching and Note-Taking Skills: The visit encouraged students to practice their sketching skills and take detailed notes, helping them document their observations effectively.

4. Role of Color, Texture, and Pattern: Students learned how color, texture, and pattern play a crucial role in school design, contributing to the overall ambiance and aesthetics that can influence the learning environment.

5. Analysis and Critical Thinking: The expected outcome of the case study, which involves a detailed analysis on sheets, required students to exercise their critical thinking skills and analyze the design aspects of the school comprehensively.

6. Exposure to Professional Projects: Visiting a school designed by Studio Infinity and understanding the work of a prominent architect like Ar. Tushar Kothawde exposed students to professional projects and industry practices, providing them with valuable insights into the architectural field.

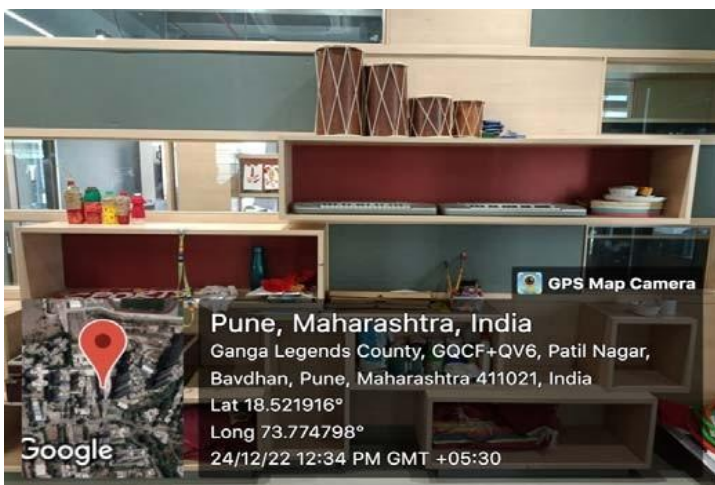
Overall, the case study offered students a holistic learning experience, enabling them to bridge the gap between theoretical concepts and practical applications in architecture. It enhanced their design understanding, observation skills, and appreciation for user-centric design, all of which will prove beneficial in their future architectural pursuits.



1. Entrance of the School



2. Entrance of the School



3. Music Room



4. Class Room



Signature
PRINCIPAL
Pravara Rural College of
Architecture, Loni



EVENT ATTENDANCE SHEET

Academic Year: 2022-23

Date: 29/12/2022

Event: Pre-primary and Primary School case study at Pune

Faculty Coordinator: An. Sonali Chaskar

Student Coordinator: Shruuti chavhan

Group: S.Y. B.arch

| NO | STUDENTS NAME | SIGN | NO | STUDENTS NAME | SIGN |
|----|-------------------|----------|----|---------------|------|
| 1 | Sahil Amrao | Sahil | | | |
| 2 | Pranali Binny | Pranali | | | |
| 3 | Laxmi Pawar | Laxmi | | | |
| 4 | Zamrud Chaudha | Zamrud | | | |
| 5 | Shruuti chavan | Shruuti | | | |
| 6 | Tash Daji | Tash | | | |
| 6 | Chetan Badha | Chetan | | | |
| 7 | Chaitali Baviskar | Chaitali | | | |
| 8 | Gaurav wgh | Gaurav | | | |
| 9 | Shravani burhade | Shravani | | | |
| 10 | Atharva thombare | Atharva | | | |
| 11 | Sakshi Phaphole | Sakshi | | | |
| 12 | PRAVIN FERANG | Pravin | | | |



(Handwritten Signature)



FEEDBACK FORM

| ACADEMIC YEAR | 2022-23 | | | DATE | 24/12/22 | |
|--|--|---------|------|-----------|----------|--|
| EVENT | case study of primary school at Baner: | | | | | |
| CLASS | S.y. B.arch. | | | LOCATION | Pune | |
| NAME OF STUDENT | Sahil Amrao. | | | | | |
| QUESTIONS | POOR | AVERAGE | GOOD | EXCELLENT | | |
| 1. How was the overall organization of the case study/Site visit/Seminar/Workshop /Webinar | | | | ✓ | | |
| 2. How relevant was the content discussed by the speaker during case study/Site visit/Seminar/Workshop /Webinar | | | | ✓ | | |
| 3. Duration given for case study/Site visit/Seminar/Workshop /Webinar | | | ✓ | | | |
| 4. How much the case study/Site visit/Seminar/Workshop /Webinar is useful from knowledge and information point of view | | | | ✓ | | |
| 5. Overall Conduct of the case study/Site visit/Seminar/Workshop /Webinar by the Speaker | | | ✓ | | | |
| 6. Overall Effectiveness of the case study/Site visit/Seminar/Workshop /Webinar | | | | ✓ | | |

Suggestions if any.....




PRINCIPAL
Pravara Rural College of
Architecture, Loni



LOKNETE. DR. BALASAHEB VIKHE PATIL
(PADMA BHUSHAN AWARDEE)
PRAVARA RURAL EDUCATION SOCIETY'S

**PRAVARA RURAL COLLEGE
OF ARCHITECTURE LONI**

Sadatpur Road, Loni Kd., Tal.: Rahata, Dist.: Ahmednagar 413 736, (M.S.)
Ph:(02422)274295 Email: principalprca@yahoo.co.in Web: www.pravaracoaloni.in

Affiliated to Savitribai Phule Pune University, Pune Id No. PU/AN/ARCH/51/1996
& Council of Architecture, New Delhi

10/10/2022

NOTICE


All students of 3rd year B. Arch are informed that site visit of Materials for Interior Essentials at Sangamner- Rahatekar Fctory, is organized on 11/10/2022.

Details:

Date: 11/10/2022

Reporting Time and venue: 8.30am , Near circle

Mode of Transport: Bus



**PRINCIPAL
Pravara Rural College of
Architecture, Loni**



Date: 11/10/2022

2022-2023

| 2020-2023 | SITE VISIT |
|-------------------------|---|
| Subject: | Building Construction and Materials V |
| Subject Teacher: | Ar. Abhijeet Shinde Ar. Tejaswini Gholap |
| Class: | 3rd Year |
| Topic: | Materials for Interior Essentials |
| Location: | Sangamner- Rahatekar Fctory, Tajane yash furniture. Shreekrushna paints, Siddhivinayak corp. Hardware |
| Aim: | To study materials and technology of assembling interior elements. Like Paint, furniture units, Hardware etc. |
| Objectives: | <ol style="list-style-type: none">To study Finishing materials like laminates, veneers, plastics and metal sheets.To study paints and varnishes and Hardware required for application to interior and furniture elements |
| Duration: | 09:00 am to 05:00 pm |
| No. Of Students: | 23 |

Outcome:

Pravara Rural College of Architecture organized a site visit for third-year students of BCM V at Sangamner. The visit included 23 students who were guided by subject teachers, Ar. Abhijeet Shinde and Ar. Tejaswini Gholap. During the visit, the students were exposed to three different shops related to hardware and furniture. They had the opportunity to study various materials used in furniture, their applications, costs, and the availability of new materials in the market. Additionally, the students learned about different types of hardware, laminates, plywood, charcoal sheets, acrylic sheets, fiber sheets, veneer, and other elements used in furniture design. The visit also covered various types of furniture, carpet flooring, and fabric materials used in furniture design. Students were encouraged to take note of the manufacturers, material prices, and product details. The visit culminated in a visit to the Tajane Furniture factory, where the students studied the customized manufacturing of furniture. They gained insights into the furniture manufacturing process, material usage, sizes, and the production of different types of furniture.

As a result of the site visit organized by Pravara Rural College of Architecture, the students achieved the following outcomes:

Exposure to Material Variety: The students were exposed to a wide range of materials used in furniture design. They learned about the properties and applications of different materials, which is crucial for making informed design decisions in their future projects.

Understanding Furniture Manufacturing: By visiting the Tajane Furniture factory, the students gained practical knowledge of the manufacturing process of furniture. This experience helped them understand the intricacies involved in producing customized furniture pieces.

Knowledge of Market Trends: The students were introduced to new materials available in the market and different types of furniture designs. This knowledge will enable them to stay updated with current market trends and design practices.

Cost Considerations: Through noting down material prices and product details, the students learned to factor in cost considerations while designing furniture and architectural projects.

Practical Application: The site visit provided a hands-on learning experience, allowing the students to apply the theoretical knowledge gained in the classroom to real-world situations.

Overall, the site visit proved to be a valuable learning opportunity for the students, enhancing their understanding of furniture design, material selection, and manufacturing processes. This practical exposure will undoubtedly contribute to their growth as aspiring architects and designers, equipping them with essential skills and knowledge for their future careers



1. Introducing Finishes to students




2. Introducing Finishes to students




3. Introducing Laminates to student



4. Introducing hardware material to students




PRINCIPAL
Pravara Rural College of
Architecture, Loni



FEEDBACK FORM

| ACADEMIC YEAR | 2022-23 | | | DATE | 11/10/22 |
|--|-----------------------------------|---------|------|-----------|----------|
| EVENT | Site Visit at - Rahatekar Factory | | | | |
| CLASS | III rd year | | | LOCATION | Sangmner |
| NAME OF STUDENT | Amey Gadekar. | | | | |
| QUESTIONS | POOR | AVERAGE | GOOD | EXCELLENT | |
| 1. How was the overall organization of the case study/Site visit/Seminar/Workshop /Webinar | | | | ✓ | |
| 2. How relevant was the contain discussed by the speaker during case study/Site visit/Seminar/Workshop /Webinar | | | ✓ | | |
| 3. Duration given for case study/Site visit/Seminar/Workshop /Webinar | | | ✓ | | |
| 4. How much the case study/Site visit/Seminar/Workshop /Webinar is useful from knowledge and information point of view | | | ✓ | | |
| 5. Overall Conduct of the case study/Site visit/Seminar/Workshop /Webinar by the Speaker | | | ✓ | | |
| 6. Overall Effectiveness of the case study/Site visit/Seminar/Workshop /Webinar | | | | ✓ | |

Suggestions if any-----



PRINCIPAL
College of
Loni



LOKNETE. DR. BALASAHEB VIKHE PATIL
(PADMA BHUSHAN AWARDEE)
PRAVARA RURAL EDUCATION SOCIETY'S

**PRAVARA RURAL COLLEGE
OF ARCHITECTURE LONI**

Sadatpur Road, Loni Kd., Tal.: Rahata, Dist.: Ahmednagar 413 736, (M.S.)
Ph:(02422)274295 Email: principalprca@yahoo.co.in Web: www.pravaracoaloni.in

Affiliated to Savitribai Phule Pune University, Pune Id No. PU/AN/ARCH/51/1996
& Council of Architecture, New Delhi

01/08/2022

NOTICE

All students of Fourth Year (Sem VII) B. Arch are informed that Case Study for Architectural Design problem is organized at Ashoka Astoria, Gangapur road, Nashik.

Details are as follows:

Date: 03/08/2022

Reporting Time and venue: 7.30am , Near circle

Mode of Transport: Bus




PRINCIPAL
Pravara Rural College of
Architecture, Loni



Date: 03/08/2022

2022-2023

| 2022-2023 | CASE STUDY |
|-------------------------|---|
| Subject: | Architectural Design-VI |
| Subject Teacher: | Ar. Jay Kshatriya, Ar. Rahul Deshmukh, Ar. Tushar Parise |
| Activity Head: | Ar. Tejashree Thangaokar |
| Class: | Fourth Year (Sem VII) |
| Topic: | Case Study for Architectural Design problem |
| Location: | Ashoka Astoria, Gangapur road, Nashik, Maharashtra |
| Aim: | To Study and document of the 18-acre campus for housing design. |
| Objectives: | <ol style="list-style-type: none">To understand different housing typologiesTo study the need for amenities in housing design.To study the requirements of physical infrastructureTo study circulation patterns in the residential campus. |
| Duration: | 12:00 am To 02:00 pm (2 hours) |
| No. Of Students: | 27 |

Outcome:

A comprehensive case study was conducted for the fourth-year students to design and plan housing for IT users. The study took place at Gangapur Road, Nashik, with 31 students, guided by subject teachers Ar. Tejashree Thangaokar, Ar. Jay Kshatriya, Ar. Rahul Deshmukh, and Ar. Tushar Parise. Mr. Dhananjay Dhoke, Manager, and Administrator of Ashoka Astoria under Peninsula Land Ltd. (An Ashok Piramal Group company), played a crucial role in guiding the students through the Ashok Astoria project.

The case study involved the study and documentation of the 18-acre campus and its planning, which was developed in three stages. The first stage comprised plotted development of townhouses, the second phase included 2 & 3 BHK houses, and the third stage featured two towers at the eastern part of the site.

Through the case study, the students gained insights into different housing typologies, including plotted development, group housing, 2 BHK, and 3 BHK flats, as well as row houses/townhouses. They analyzed the architectural aspects of the project and understood the planning considerations associated with each typology.

Various maps and layouts were generated by different student groups, focusing on different housing typologies and services. Students were advised to draw sketches of existing site conditions and circulation patterns for vehicular and pedestrian movement. This hands-on exercise allowed them to understand the site's physical layout and how users interact with the space.

The faculty guided the students to compile a list of amenities required for an integrated housing project catering to IT users. This included amenities like a swimming pool, multipurpose hall, indoor play area, café with outdoor seating, well-stocked library, and more. Understanding the need for amenities was crucial in designing a user-centric housing environment. The students also documented various physical infrastructures needed for housing design, such as electric substations, distribution boards, overhead and underground water storage tanks, sewage networks, and rainwater harvesting plants. This documentation ensured a comprehensive understanding of the project's infrastructure requirements.

Based on the case study and on-site analysis, the students prepared a detailed report during studio lectures in the college. The report comprised their findings, observations, and analysis, organized according to their respective groups devised by the subject teachers.

In conclusion, the case study for designing housing for IT users at Gangapur Road, Nashik, was a valuable learning experience for the fourth-year students. The guidance provided by the subject teachers and Mr. Dhananjay Dhoke played a crucial role in enriching the students' understanding of housing typologies, planning considerations, and the importance of user-centric amenities. The outcomes of this case study equipped the students with practical knowledge and skills necessary for their future architectural projects, enabling them to create well-designed and thoughtful housing spaces for IT users.



1. Ar. Jay k. guiding students about services in housing

3. Ar Tejashree Thangaokar gives brief introduction about case study's purpose and requirements.



Govardhan, Maharashtra, India
2PJ6+C3Q, Gangapur, Govardhan, Maharashtra 422003, India
Lat 20.031164°
Long 73.710156°
03/08/22 01:20 PM

4. Group photo of PRCA students with their subject teachers and site manager



4. Ar. Tushar Parise guiding students on the Rainwater harvesting network




PRINCIPAL
Pravara Rural College of
Architecture, Loni



EVENT ATTENDANCE SHEET

Academic Year: 2022-2023 Date: 03/08/2022

Event: Case Study visit at Ashok Astoria.

Teacher Coordinator: Ar. Tejashree Thangaokar Mob: 8407953838

Student Coordinator: Abhijit Zirpe Mob: 9665833434

Class: 10th Year B. Arch. Location: Nashik

| NO | STUDENTS NAME | SIGN | NO | STUDENTS NAME | SIGN |
|----|-------------------------|------|----|---------------|------|
| 1 | Zirpe Abhijet Armeshwar | | | | |
| 2 | Gaikwad Pratik Sanjay | | | | |
| 3 | Wrope Roshan Vilas | | | | |
| 4 | Mukul Pralhad Ganate | | | | |
| 5 | Pradnya Sanjay Sonawane | | | | |
| 6 | Thorat Suwati Suresh | | | | |
| 7 | Jyoti Prasad | | | | |
| 8 | Vaishnavi Tambe | | | | |
| 9 | Ashwini Thekal | | | | |
| 10 | Budhwant Isha Sampat | | | | |
| 11 | Sonawane Gaunav | | | | |
| 12 | Mundhe Pooja | | | | |
| 13 | Sondkar Koreni | | | | |
| 14 | Namrata Chavhan | | | | |
| 15 | Dawkar Preena | | | | |
| 16 | Kafania Priti | | | | |
| 17 | Tanpure Sakshi | | | | |
| 18 | Anuj Rabade | | | | |
| 19 | Gigane Atharv | | | | |
| 20 | Pandule Namita | | | | |
| 21 | Adhav Rutuja | | | | |
| 22 | Tanpure Senal | | | | |
| 23 | Dhanashri Chimmale | | | | |
| 24 | Foke Rav | | | | |
| 25 | Waghmare Divya | | | | |
| 26 | Santosh Prajapati | | | | |
| 27 | Nilesh Nehe | | | | |

PRINCIPAL
Pravara Rural College of
Architecture, Loni






FEEDBACK FORM

| ACADEMIC YEAR | 22-23 | DATE | 31/8/22 | |
|--|---|----------|---------|-----------|
| EVENT | Case Study: ADVI- Housing, Ashoka Astoria | | | |
| CLASS | fourth year | LOCATION | Nashik | |
| NAME OF STUDENT | | | | |
| QUESTIONS | POOR | AVERAGE | GOOD | EXCELLENT |
| 1. How was the overall organization of the case study/Site visit/Seminar/Workshop /Webinar | | ✓ | | |
| 2. How relevant was the content discussed by the speaker during case study/Site visit/Seminar/Workshop /Webinar | | | ✓ | |
| 3. Duration given for case study/Site visit/Seminar/Workshop /Webinar | | | ✓ | |
| 4. How much the case study/Site visit/Seminar/Workshop /Webinar is useful from knowledge and information point of view | | ✓ | | |
| 5. Overall Conduct of the case study/Site visit/Seminar/Workshop /Webinar by the Speaker | | | ✓ | |
| 6. Overall Effectiveness of the case study/Site visit/Seminar/Workshop /Webinar | | ✓ | | |

Suggestions if any X




PRINCIPAL
Pravara Rural College of
Architecture, Loni



LURNEE. DR. BALASUBH VIKRME PHIL
(PADMA BHUSHAN AWARDEE)
PRAVARA RURAL EDUCATION SOCIETY

**PRAVARA RURAL COLLEGE
OF ARCHITECTURE LONI**

Sadatpur Road, Loni Kd., Tal.: Rahata, Dist.: Ahmednagar 413 736, (M.S)
Phone:02422)274295 Email Id: principal.prcarchloni@pravara.in Web: www.pravara.in
Affiliated to Savitribai Phule Pune University, Pune Id No. PU/AN/ARCH/51/199
& Council of Architecture, New Dell

Date - 10/03/2022

To

Senior Scientist,

RCDP on Cattle, MPKV, Rahuri.

Sub – Regarding the permission for the students to visit at MPKV Cattle Farm, Rahuri.

Respected Sir,

With regard to the aforesaid subject, as per our telephonic talk on 09/03/2022, our students from Pravara Rural College of Architecture, Loni, who are in their third year, wish to visit the above-mentioned place for academic purposes on 10/03/2022. We guarantee that any information obtained from this site visit will be used solely for academic purposes. Hence it is kind request allow us permission to visit.

Thanking You,




PRINCIPAL
Pravara Rural College of
Architecture, Loni



LOKNETE. DR. BALASAHEB VIKHE PATIL
(PADMA BHUSHAN AWARDEE)
PRAVARA RURAL EDUCATION SOCIETY

**PRAVARA RURAL COLLEGE
OF ARCHITECTURE LONI**

Sadatpur Road, Loni Kd., Tal.: Rahata, Dist.: Ahmednagar 413 736, (M.S.)
Phone: 02422)274295 Email Id: principal.prcarchloni@pravara.in Web: www.pravara.in
Affiliated to Savitribai Phule Pune University, Pune Id No. PU/AN/ARCH/51/1996
& Council of Architecture, New Delhi

Notice



Date - 02/03/2022

This is to inform you all; site visit at RCDP cattle shade, MPKV, Rahuri, Dist.- Ahmednagar is organized for Third Year B.Arch on 10/03/22 for Design V. The college bus will arrive on campus at 10:00 a.m., and all third-year students must gather at the college gate at 9:45 a.m.

All students must wear a cap and shoes and bring a water bottle, measurement tape, diary, pen, pencil etc. as directed.




PRINCIPAL
Pravara Rural College of
Architecture, Loni

| | | |
|---|--|--|
|  | Pravara Rural Education Society's |  |
| | Pravara Rural College Of Architecture, Loni | |
| | At. Post.: Loni Kd., Tal: Rahata, Dist.: Ahmednagar, M.S. - 413 736 | |
| | Tel: (02422) – 274295/96, Email ID: principalprca@yahoo.co.in Affiliated to Savitribai Phule Pune University (SPPU, Pune) (Id No. PU/AN/ARCH,51/1996) | |

Date: 10/03/2022

2021-2022

| 2021-2022 | CASE STUDY |
|-------------------------|--|
| Subject: | Architectural Design V |
| Subject Teacher: | Ar. Meghana Joshi, Ar. PradipDeshmukh, Ar. SurajUbale |
| Activity Head: | Ar. PradipDeshmukh |
| Class: | 3rd Year (Sem II) |
| Topic: | Site visit of RCDP cattle shade, MPKV, Rahuri, Dist.- Ahmednagar |
| Location: | RCDP cattle shade, MPKV, Rahuri, Dist.- Ahmednagar |
| Aim: | Students need to understand the site characteristics, its surrounds, and challenges which are present on site |
| Objectives: | <ol style="list-style-type: none"> 1. To understand the site characteristics, its surrounds, and challenges which are present on site 2. To understand existing vegetation which includes trees and shrubs, physical infrastructure which includes approach road, electric poles, drainage, telephone lines, issues related to site & surrounding etc. 3. To visualize the scale of the site. |
| Duration: | 11:30 am to 3:30 pm |
| No. Of Students: | 31 |

Outcome :

During the site visit to RCDP cattle shade, MPKV, Rahuri, Ahmednagar on 10th March 2022, students gained a comprehensive understanding of the site's characteristics, surroundings, and challenges. The visit exposed them to various important elements such as contours, existing vegetation (trees and shrubs), physical infrastructure (approach roads, electric poles, drainage, telephone lines), and other site-related issues. By closely observing these aspects during the visit, the students were able to depict the scale of the site accurately. The primary aim of the site visit was to familiarize the students with the site's context, enabling them to analyze the site effectively and devise appropriate design strategies.

Outcome:

As a result of the site visit to RCDP cattle shade, the students achieved the following outcomes:

Site Understanding: The visit provided the students with first-hand exposure to the actual site and its characteristics. They gained insights into the topography, vegetation, and existing physical infrastructure, which are essential considerations when designing any architectural project.

Contextual Analysis: By observing the surroundings and the challenges present on the site, the students learned how to conduct a contextual analysis. Understanding the context is vital for developing design strategies that harmonize with the existing environment.

Design Decision Making: Armed with information gathered from the site visit, the students are now better equipped to make informed design decisions. They can factor in the site's features and challenges while formulating architectural plans.

Scale and Proportion: During the visit, the students were able to gauge the scale of the site accurately. This knowledge is crucial for developing designs that appropriately respond to the site's dimensions and spatial requirements.

Real-World Experience: Engaging in a site visit offered the students practical experience in dealing with real-world site-related issues. This experience will be invaluable as they progress in their architectural careers, as site analysis is a fundamental aspect of architectural practice.

Overall, the site visit to RCDP cattle shade proved to be a highly beneficial learning experience for the students. It equipped them with the skills and knowledge necessary to analyze a site comprehensively and consider site-specific factors while formulating design strategies. This hands-on exposure will undoubtedly contribute to their growth as architects, enabling them to create contextually sensitive and well-designed architectural solutions in the future.



1. Senior scientist from MPKV is explaining present conditions of the site



2. Students present for the site visit



3. Students marking the existing structures



4. Students taking dimensions of existing structures





EVENT ATTENDANCE SHEET

Academic Year: 2021-22

Date: 10/03/2022

Event: Site visit of RCDP cattle shade, MPKV, Rahuri, Dist. - Ahmednagar

Teacher Coordinator: Ar. Pradip Deshmukh

Mob: 9975157376

Student Coordinator: Nilesh Nehe

Mob:-

Class: Third Year B. Arch.

Location: Rahuri

| NO | STUDENTS NAME | SIGN | NO | STUDENTS NAME | SIGN |
|-----|-----------------------|------|----|---------------|------|
| 1. | Nilesh Nehe | | | | |
| 2. | Zirafte Abhijeet | | | | |
| 3. | Foke Ritu | | | | |
| 4. | mukul Gharate | | | | |
| 5. | Jyoti Prasad | | | | |
| 6. | Pradyga Sasawane | | | | |
| 7. | Budhwant Isha | | | | |
| 8. | Agasa Prati Kaha | | | | |
| 9. | Waghmare Divya | | | | |
| 10. | Priti Kafania | | | | |
| 11. | Karen Gondkar | | | | |
| 12. | Pranav Mundhe | | | | |
| 13. | Namrata Chauhan | | | | |
| 14. | Vaishnavi Tambe | | | | |
| 15. | Ashwini Trakal | | | | |
| 16. | Ahmedkar Samruddhi | | | | |
| 17. | Sakshi Shinde | | | | |
| 18. | Susati Thorat | | | | |
| 19. | Namrata Tanwar Sakshi | | | | |
| 20. | Gaikwad Pratik | | | | |
| 21. | Namita Pandure | | | | |
| 22. | Rutuja Aadhav | | | | |
| 23. | Kharale Ritanshu | | | | |
| 24. | Gogre Athrav | | | | |
| 25. | Ghumare Shubham | | | | |
| 26. | Vamre Roshan | | | | |
| 27. | Dawkar Pooja | | | | |
| 28. | Anuj Rabade | | | | |
| 29. | Santosh Prajapati | | | | |
| 30. | Gurav Sonawane | | | | |
| 31. | Dhaneshi Chirmade | | | | |

PRINCIPAL
Pravara Rural College of
Architecture, Loni





FEEDBACK FORM

| ACADEMIC YEAR - 2021-22 | DATE 10/3/22 | | | |
|--|-----------------|---------|------|-----------|
| EVENT Site visit at: RCDP Cattle Shade, MPKV. | | | | |
| CLASS 3rd | LOCATION Rahuri | | | |
| NAME OF STUDENT Pratiksha Lavange. | | | | |
| QUESTIONS | POOR | AVERAGE | GOOD | EXCELLENT |
| 1. How was the overall organization of the case study/Site visit/Seminar/Workshop /Webinar | | | ✓ | |
| 2. How relevant was the contain discussed by the speaker during case study/Site visit/Seminar/Workshop /Webinar | | | ✓ | |
| 3. Duration given for case study/Site visit/Seminar/Workshop /Webinar | | | ✓ | |
| 4. How much the case study/Site visit/Seminar/Workshop /Webinar is useful from knowledge and information point of view | | ✓ | | |
| 5. Overall Conduct of the case study/Site visit/Seminar/Workshop /Webinar by the Speaker | | | ✓ | |
| 6. Overall Effectiveness of the case study/Site visit/Seminar/Workshop /Webinar | | | ✓ | |

Suggestions if any




PRINCIPAL
Pravara Rural College
Architecture, Loni



LUKNETE. UK. BHARASABED VIKRE PATIL
(PADMA BHUSHAN AWARDEE)
PRAVARA RURAL EDUCATION SOCIETY

**PRAVARA RURAL COLLEGE
OF ARCHITECTURE** **LONI**

Sadatpur Road, Loni Kd., Tal.: Rahata, Dist.: Ahmednagar 413 736, (M.S)
Phone:02422)274295 Email Id: principal.prcarchloni@pravara.in Web: www.pravara.in
Affiliated to Savitribai Phule Pune University, Pune Id No. PU/AN/ARCH/51/199
& Council of Architecture, New Dell

Date: 08/03/2022

To

Principal,


Pravara Rural College of architecture, Loni.

Sub – Regarding the permission for the students site visit of under construction site at Dadh bk,
Loni bk. for Second Year, BCM IV, on Dated – 20/03/22.

Respected Ma'am,



With respect to above subject, for second year, BCM III. We had organized above mentioned site visit in order for students to understand the reinforcement details of an RCC staircase, a simply supported slab, and a cantilever slabs, as well as on-site construction of rcc elements, hence please grant us permission for the site visit.

Thanking You,


Subject Teacher,


PRINCIPAL
Pravara Rural College of
Architecture, Loni



| | | |
|---|--|--|
|  | Pravara Rural Education Society's |  |
| | Pravara Rural College Of Architecture, Loni | |
| | At. Post.: Loni Kd., Tal: Rahata, Dist.: Ahmednagar, M.S. - 413 736 | |
| | Tel: (02422) – 274295/96, Email ID: principalprca@yahoo.co.in Affiliated to Savitribai Phule Pune University (SPPU, Pune) (Id No. PU/AN/ARCH,51/1996) | |

Date: 20/03/2022

2021-2022

| 2021-2022 | SITE VISIT |
|-------------------------|---|
| Subject: | Building Construction and material IV |
| Subject Teacher: | Ar. PradipDeshmukh, Ar. CharutaSonparote |
| Activity Head: | Ar. PradipDeshmukh |
| Class: | 2 nd Year |
| Topic: | Site visit of construction site at Loni Bk. |
| Location: | LoniBk |
| Aim: | To understand the reinforcing details of an RCC staircase, a simply supported slab, and a Cantilever slab practically. |
| Objectives: | 1.Students need to understand the reinforcing details of an RCC staircase, a simply supported slab, and a Cantilever slab, as well as how they can be implemented on site. 2.Students must also understand the issues that arise on the site during execution and how they can be addressed practically. |
| Duration: | 10:00 am to 02:20 pm |
| No. Of Students: | 17 |

Outcome:

In Building Construction and Material IV class at Pravara Rural College of Architecture, Loni, on 20th March 2022, students had the opportunity to participate in a site visit that proved to be highly beneficial for their learning. During the visit, they gained practical insights into the reinforcing details of various reinforced concrete (RCC) structures, including RCC staircase, simply supported slab, and Cantilever slab. The students learned how these elements are effectively implemented on construction sites based on RCC drawings.

The site engineer played a crucial role in guiding the students throughout the visit. They shared valuable information about the challenges and issues commonly encountered during the execution of construction projects. Additionally, the site engineer demonstrated practical solutions for addressing these challenges on site. This hands-on experience allowed the students to develop a deeper understanding of the practical aspects of construction, complementing their theoretical knowledge from the classroom.

The site visit acted as a bridge between theory and practice in building construction, enabling the students to grasp the intricacies of RCC structures in a real-world context. It offered them valuable insights into addressing real-world challenges that arise during execution. By combining classroom learning with practical exposure, the students gained a holistic understanding of building construction, making them better prepared for future careers in the field of architecture.

Practical Insights: The students gained valuable practical insights into the reinforcing details of RCC structures, including RCC staircase, simply supported slab, and Cantilever slab. Witnessing these elements on an actual construction site allowed them to better understand their design, implementation, and structural significance.

Implementation Knowledge: By observing the application of RCC drawings on the construction site, the students learned how theoretical knowledge is translated into real-world construction practices. They acquired a comprehensive understanding of how to implement various RCC elements in a practical setting.

Problem-Solving Skills: The guidance provided by the site engineer on addressing common challenges during construction execution proved to be invaluable for the students. They learned how to identify and tackle issues that arise on the site, enhancing their problem-solving abilities in the context of building construction.

Bridging Theory and Practice: The site visit served as a bridge between classroom teachings and real-world scenarios. The students could relate their theoretical knowledge of building construction and materials to actual construction processes, enhancing their overall learning experience.

Holistic Learning: By combining classroom learning with practical exposure, the students obtained a well-rounded understanding of building construction. This comprehensive learning approach helped them develop a deeper appreciation for the complexities and nuances involved in constructing RCC structures.

Industry Relevance: The insights gained during the site visit made the students more industry-ready. They now possess knowledge and skills that are directly applicable to real-world construction projects, making them more employable in the field of architecture and construction.

In conclusion, the site visit to Pravara Rural College of Architecture provided the students with an enriching experience, allowing them to understand the practical aspects of building construction and reinforcing their theoretical foundation. The knowledge and expertise gained during this visit are expected to positively impact their future careers as architecture professionals.



1. Reinforcement details of String Beam Staircase at Loni Bk.



2 Reinforcement details of slab at Loni Bk.



3. Reinforcement Details of Beam and slab at Loni Bk.



4. Students understand the rcc drawings on site.




PRINCIPAL
Pravara Rural College of
Architecture, Loni



FEEDBACK FORM

| | | | | | |
|--|--|---------|----------|-----------|--|
| ACADEMIC YEAR | 2021-22 | | DATE | 20/3/22 | |
| EVENT | R.C.C. Staircase Site Visit & Case Study | | | | |
| CLASS | II nd year. | | LOCATION | Loni | |
| NAME OF STUDENT | Sakshi Japile. | | | | |
| QUESTIONS | POOR | AVERAGE | GOOD | EXCELLENT | |
| 1. How was the overall organization of the case study/Site visit/Seminar/Workshop /Webinar | | | ✓ | | |
| 2. How relevant was the contain discussed by the speaker during case study/Site visit/Seminar/Workshop /Webinar | | | ✓ | | |
| 3. Duration given for case study/Site visit/Seminar/Workshop /Webinar | | | ✓ | | |
| 4. How much the case study/Site visit/Seminar/Workshop /Webinar is useful from knowledge and information point of view | | | ✓ | | |
| 5. Overall Conduct of the case study/Site visit/Seminar/Workshop /Webinar by the Speaker | | | ✓ | | |
| 6. Overall Effectiveness of the case study/Site visit/Seminar/Workshop /Webinar | | | ✓ | | |

Suggestions if any no



[Signature]
PRINCIPAL
 Pravara Rural College of
 Architecture, Loni



Date: 18/02/2022

To
Principal,
Pravara Rural College of architecture, Loni.

Sub – Regarding the permission for the students site visit of Satral Dairy at Satral , post- Songoan,
Rahuri, for Third Year, AD- V, on Dated – 26/02/22.

Respected Ma'am,

For third Year, AD- V, we had chosen the "Dairy Project" as a design problem; therefore, in order for students to understand the functions and operations of the dairy, we organized a case study visit of "Satral Dairy Plant" at Satral, post Songoan, Rahuri, on February 26th. Hence please grant us permission to visit the aforementioned case study.

Thanking You,

Subject Teachers

PRINCIPAL
Pravara Rural College of
Architecture, Loni





LOKNETE. DR. BALASAHEB VIKHE PATIL
(PADMA BHUSHAN AWARDEE)
PRAVARA RURAL EDUCATION SOCIETY

**PRAVARA RURAL COLLEGE
OF ARCHITECTURE LONI**

Sadatpur Road, Loni Kd., Tal.: Rahata, Dist.: Ahmednagar 413 736, (M.S.)
Phone: 02422)274295 Email Id: principal.prcarchloni@pravara.in Web: www.pravara.in
Affiliated to Savitribai Phule Pune University, Pune Id No. PU/AN/ARCH/51/1996
& Council of Architecture, New Delhi

Notice



Date - 21/02/2022

This is to inform you all; Case study visit of Satral Dairy at Satral, post Songoan, Rahuri for Third Year B. Arch is organized on 26/02/22 for Design V. All Third year students' needs to gather at Loni bus stand at 1:00 pm.

All students must wear a cap and shoes and bring a water bottle, measurement tape, diary, pen, pencil etc. as directed.




PRINCIPAL
Pravara Rural College of
Architecture, Loni

| | | |
|---|--|--|
|  | Pravara Rural Education Society's |  |
| | Pravara Rural College Of Architecture, Loni | |
| | At. Post.: Loni Kd., Tal: Rahata, Dist.: Ahmednagar, M.S. - 413 736 | |
| | Tel: (02422) – 274295/96, Email ID: principalprca@yahoo.co.in Affiliated to Savitribai Phule Pune University (SPPU, Pune) (Id No. PU/AN/ARCH,51/1996) | |

Date: 20/03/2022

2021-2022

| 2021-2022 | CASE STUDY |
|-------------------------|--|
| Subject: | Architectural Design V |
| Subject Teacher: | Ar. Meghana Joshi, Ar. PradipDeshmukh, Ar. SurajUbale |
| Activity Head: | Ar. PradipDeshmukh |
| Class: | 3rd Year(Sem II) |
| Topic: | Case study for " Satral Dairy Project" |
| Location: | Satral Dairy at Satral , post Songoan, Rahuri |
| Aim: | Students need to understand the functions and operations of the dairy project. |
| Objectives: | <ol style="list-style-type: none"> 1. Understand functions and operation methods of the Dairy. 2. Gain the knowledge about various services required for the project and space requirement for the same. 3. Understand the vehicular moments in the site various & requirement of site for the dairy project. |
| Duration: | 1:00 pm to 5:00 pm |
| No. Of Students: | 18 |

Outcome:

During the case study on the "Satral Dairy Project," students were exposed to a comprehensive understanding of the dairy industry's functions and operations. They delved into various processes involved in dairy product manufacturing, starting from raw milk to the finished product, including packing, storage, and distribution. The case study also familiarized them with the essential services required for the dairy, such as the chiller plant and sewage treatment plant (STP), and the space requirements associated with these services. Under the guidance of Subject Teachers Ar. Meghana Joshi, Ar. Pradip Deshmukh, and Ar. Suraj Ubale, along with Activity Head Ar. Pradip Deshmukh, the students gathered valuable insights into designing a dairy plant that aligns with its specific functions and requirements.

As a result of the case study on the "Satral Dairy Project," the students achieved several key outcomes:

Enhanced Understanding of Dairy Operations: The students gained in-depth knowledge of how dairy products are processed and manufactured, from the initial stages of raw milk handling to the final stages of packaging and distribution. **Knowledge of Services and Space Requirements:** The case study exposed the students to the various services crucial for a dairy plant, such as the chiller plant and STP. They also learned about the space considerations necessary to accommodate these services efficiently.

Application of Design Principles: By understanding the functions and requirements of the dairy project, the students were able to apply design principles effectively. They learned how to align architectural design with the operational needs of the dairy.

Understanding Site-Specific Considerations: The students comprehended the vehicular movements on the site and the site's specific requirements concerning the dairy project. This understanding allowed them to design a functional and optimized layout for the dairy plant.

Real-World Case Study Experience: Engaging in the "Satral Dairy Project" case study provided the students with practical exposure to real-world scenarios in the dairy industry. This hands-on experience equipped them with relevant skills applicable to similar architectural projects in the future.

Overall, the case study proved to be a valuable learning experience, equipping the students with the knowledge and expertise necessary to design a dairy plant that efficiently meets its functional requirements and operations. The gained insights and skills will undoubtedly contribute to their professional growth as architects in the field of industrial and dairy-related projects.



1. Employee of dairy project explaining the functions of dairy



2 Student observing the packaging process of milk.



3. Storage of Milk



4. Students present at case study




PRINCIPAL
Pravara Rural College of
Architecture, Loni





FEEDBACK FORM

| | | | | | |
|---|------------------------------|---------|----------|-----------|--|
| ACADEMIC YEAR | 2021-22 | | DATE | 20/3/22 | |
| EVENT | case study for dairy project | | | | |
| CLASS | case study for dairy | | LOCATION | satral | |
| NAME OF STUDENT | phanshi chirmade | | | | |
| QUESTIONS | POOR | AVERAGE | GOOD | EXCELLENT | |
| 1. How was the overall organization of the case study/Site visit/Seminar/Workshop/Webinar | | | | ✓ | |
| 2. How relevant was the contain discussed by the speaker during case study/Site visit/Seminar/Workshop/Webinar | | | ✓ | | |
| 3. Duration given for case study/Site visit/Seminar/Workshop/Webinar | | | ✓ | | |
| 4. How much the case study/Site visit/Seminar/Workshop/Webinar is useful from knowledge and information point of view | | | | ✓ | |
| 5. Overall Conduct of the case study/Site visit/Seminar/Workshop/Webinar by the Speaker | | | | ✓ | |
| 6. Overall Effectiveness of the case study/Site visit/Seminar/Workshop/Webinar | | | ✓ | | |

Suggestions if any



PRINCIPAL
Pravara Rural College of
Loni

| | | |
|---|--|--|
|  | Pravara Rural Education Society's |  |
| | Pravara Rural College Of Architecture, Loni | |
| | At. Post.: Loni Kd., Tal: Rahata, Dist.: Ahmednagar, M.S. - 413 736 | |
| | Tel: (02422) – 274295/96, Email ID: principalprca@yahoo.co.in Affiliated to Savitribai Phule Pune University (SPPU, Pune) (Id No. PU/AN/ARCH,51/1996) | |

Date: 27/01/2020

2019-2020

| 2019-2020 | CASE STUDY |
|-------------------------|--|
| Subject: | Architectural Design-I |
| Subject Teacher: | Ar. Dipeeka Arbatti, Ar. Ashwini Gholap, Ar. Shrikant Nikam. |
| Class: | 1st Year |
| Topic: | Case Study |
| Location: | ,Maheshwar. |
| Aim: | To study planning and circulation of information center of handloom school. |
| Objectives: | To Study and analyze zoning patterns To study and analyze circulation pattern To study and analyze planning of handloom school. To study and analyzed arrangement of spaces. |
| Duration: | 8.00am To 6.00pm |
| No. Of Students: | 29 |

Outcome:

A case study was conducted for the first-year students to design an information center at the Handloom School in Maheshwar. The study took place at Maheshwar with 29 students, under the guidance of subject teachers Ar. Dipeeka Arbatti, Ar. Ashwini Gholap, and Ar. Shrikant Nikam. The main objective of the case study was to introduce the students to the place and its planning and arrangement, providing them with valuable insights for their design project.

During the case study, the students were introduced to the Handloom School in Maheshwar, understanding its functions, layout, and organization. Various maps were generated by different student groups, covering different topics related to the information center's design. The maps encompassed aspects such as site analysis, existing infrastructure, circulation patterns, and potential areas for intervention.

The students were encouraged to draw sketches of the existing site conditions and surroundings during the site visit. This on-site sketching exercise allowed them to observe and record crucial details that could influence their design proposals. To collect comprehensive information, the students used various data-gathering methods, including sketches, data, photographs, and questionnaires. This approach ensured that they had a well-rounded understanding of the site and its context. After the site visit and data collection, the students returned to the college and presented their detailed reports during studio lectures. The reports comprised their findings, observations, and analysis, aligned with their respective groups devised by the subject teachers.

The case study provided the first-year students with hands-on experience and practical knowledge related to designing an information center in a real-world setting. They were able to apply their theoretical knowledge to the actual site, considering its unique challenges and opportunities.

In conclusion, the case study for designing the information center at the Handloom School, Maheshwar, was a successful and enriching learning experience for the first-year students.

The guidance of subject teachers, Ar. Dipeeka Arbatti, Ar. Ashwini Gholap, and Ar. Shrikant Nikam, played a crucial role in ensuring a productive and informative case study. The outcomes of this exercise equipped the students with practical knowledge and skills necessary for their future architectural projects, enabling them to design thoughtful and user-centric spaces.



1. Students are making floor plans on site .



2. Students are taking measurements of floor plan of handloom school on site.



3. Students are taking interviews workers in handloom school on site.



4. Students are taking interview of owner of handloom school on site.





Womens are working on Handloom



6. Group photo with teachers ,students in handloom school



Raiswani
PRINCIPAL
Pravara Rural College of
Architecture, Loni

| | | |
|---|--|--|
|  | Pravara Rural Education Society's |  |
| | Pravara Rural College Of Architecture, Loni | |
| | At. Post.: Loni Kd., Tal: Rahata, Dist.: Ahmednagar, M.S. - 413 736 | |
| | Tel: (02422) – 274295/96, Email ID: principalprca@yahoo.co.in Affiliated to Savitribai Phule Pune University (SPPU, Pune) (Id No. PU/AN/ARCH,51/1996) | |



Date 25/02/2020

NOTICE

PRCA Students of 1st Year B. Arch are informed that Case Study for Architectural Design problem is organized at Paithani tourism center ,Yeola on 27/02/2020. Everyone needs to gather at Lontek temple at sharp 8.00am. Bring sketchbooks measuring tapes etc.



Rajeshwari
PRINCIPAL
Pravara Rural College of
Architecture, Loni

| | | |
|---|--|--|
|  | Pravara Rural Education Society's |  |
| | Pravara Rural College Of Architecture, Loni | |
| | At. Post.: Loni Kd., Tal: Rahata, Dist.: Ahmednagar, M.S. - 413 736 | |
| | Tel: (02422) – 274295/96, Email ID: principalprca@yahoo.co.in Affiliated to Savitribai Phule Pune University (SPPU, Pune) (Id No. PU/AN/ARCH,51/1996) | |

Date: 27/02/2020

2019-2020

| 2018-2019 | CASE STUDY |
|-------------------------|---|
| Subject: | Architectural Design-I |
| Subject Teacher: | Ar. DipeekaArbatti, Ar.AshwiniGholap, Ar. ShrikantNikam |
| Class: | 1st Year |
| Topic: | Case Study |
| Location: | Paithani tourism center ,Yeola |
| Aim: | To study planning and circulation handloom information center. |
| Objectives: | To Study and analyze zoning patterns To study and analyze circulation pattern To study and analyze planning. To study and analyze arrangement of spaces. |
| Duration: | 08:00 am to 04:00 pm |
| No. Of Students: | 29 |

A case study was conducted for the first-year students to design and plan a Handloom Information Center at Yeola. The study took place at Yeola with 29 students, under the guidance of subject teachers Ar. Dipeeka Arbatti, Ar. Ashwini Gholap, and Ar. Shrikant Nikam. The main objective of the case study was to introduce the students to the site and its functioning, providing them with valuable insights for their design and planning project.

During the case study, the students were introduced to the site and gained an understanding of the Handloom Information Center's intended functions and purposes. Various maps were generated by different student groups, covering different topics related to the design and planning of the center. These maps included site analysis, circulation patterns, public built spaces, and other essential aspects.


The students were encouraged to draw sketches of the existing site conditions and circulation patterns during the site visit. This sketching exercise allowed them to observe and analyze the site's physical layout, connectivity, and spatial organization.

To gather comprehensive information, the students utilized various data-gathering methods, such as sketches, data collection, and photographs. They also examined the circulation patterns and the arrangement of public built spaces in the area.

After the site visit and data collection, the students returned to the college and presented their detailed reports during studio lectures. The reports comprised their findings, observations, and analysis, organized according to their respective groups devised by the subject teachers.


The case study provided the first-year students with practical knowledge and skills related to designing and planning a Handloom Information Center. By studying the site and its functions, they could develop thoughtful and contextually relevant design proposals.

In conclusion, the case study for designing and planning the Handloom Information Center at Yeola was a valuable learning experience for the first-year students. The guidance of subject teachers, Ar. Dipeeka Arbatti, Ar. Ashwini Gholap, and Ar. Shrikant Nikam, was instrumental in ensuring a productive and informative case study. The outcomes of this exercise equipped the students with practical knowledge and skills necessary for their future architectural projects, enabling them to design functional and user-centric spaces for the Handloom Information Center.



1. Students are taking measurements of floor plans on site

2 Sales division



3. Students are observing exhibition hall

4. student are taking measurement of Auditorium.





5 student taking measurement of handloom

6. Group photo in paithani tourism center, yeola



Raiswani
PRINCIPAL
Pravara Rural College of Architecture, Loni

| | | |
|---|--|---|
|  | Pravara Rural Education Society's |  |
| | Pravara Rural College Of Architecture, Loni | |
| | At. Post. Loni Kd., Tal. Rahata, Dist.: Ahmednagar, M.S. - 413 736 | |
| | Tel: (02422) - 274295/96, Email ID: principalprca@yahoo.co.in Affiliated to Savitribai Phule Pune University (SPPU, Pune) (Id No. PU/AN/ARCH/51/1996) | |



FEEDBACK FORM

| ACADEMIC YEAR | 2019-20 | DATE | 28-2-20 | |
|--|--|----------|---------|-----------|
| EVENT | Case Study at Paithani tourism center. | | | |
| CLASS | E.Y. B. Arch | LOCATION | Yeola | |
| NAME OF STUDENT | Namita Pandule | | | |
| QUESTIONS | POOR | AVERAGE | GOOD | EXCELLENT |
| 1. How was the overall organization of the case study/Site visit/Seminar/Workshop /Webinar | | | | ✓ |
| 2. How relevant was the contain discussed by the speaker during case study/Site visit/Seminar/Workshop /Webinar | | | ✓ | |
| 3. Duration given for case study/Site visit/Seminar/Workshop /Webinar | | | | ✓ |
| 4. How much the case study/Site visit/Seminar/Workshop /Webinar is useful from knowledge and information point of view | | | | ✓ |
| 5. Overall Conduct of the case study/Site visit/Seminar/Workshop /Webinar by the Speaker | | | | ✓ |
| 6. Overall Effectiveness of the case study/Site visit/Seminar/Workshop /Webinar | | | | ✓ |

Suggestions if any



Rajeevi
PRINCIPAL
Pravara Rural College of
Architecture, Loni

| | | |
|---|--|--|
|  | Pravara Rural Education Society's |  |
| | Pravara Rural College Of Architecture, Loni | |
| | At. Post.: Loni Kd., Tal: Rahata, Dist.: Ahmednagar, M.S. - 413 736 | |
| | Tel: (02422) – 274295/96, Email ID: principalprca@yahoo.co.in Affiliated to Savitribai Phule Pune University (SPPU, Pune) (Id No. PU/AN/ARCH,51/1996) | |



Date 16/10/18

NOTICE

PRCA Students of 1st Year B. Arch are informed that Site visit for Architectural Design problem is organized at Pravaranagar on **19/10/18 at 2.00pm**. Bring sketchbooks measuring tapes. Carry your water bottles. Bus will depart from College.




PRINCIPAL
Pravara Rural College of
Architecture, Loni

| | | |
|---|--|--|
|  | Pravara Rural Education Society's |  |
| | Pravara Rural College Of Architecture, Loni | |
| | At. Post.: Loni Kd., Tal: Rahata, Dist.: Ahmednagar, M.S. - 413 736 | |
| | Tel: (02422) – 274295/96, Email ID: principalprca@yahoo.co.in Affiliated to Savitribai Phule Pune University (SPPU, Pune) (Id No. PU/AN/ARCH,51/1996) | |

Date: 19/10/18

2018-2019

| 2018-2019 | SITE VISIT |
|-------------------------|---|
| Subject: | Architectural Design-I |
| Subject Teacher: | Ar. Dipeeka Arbatti, Ar.Ashwini Gholap |
| Class: | 1st Year |
| Topic: | Site visit for Design Project |
| Location: | Near Datta Mandir, Pravaranagar |
| Aim: | To introduce proposed site for dairy shop at Pravaranagar |
| Objectives: | i. To measure site dimensions physically on site ii. To Map existing trees and structure on site iii. To study and analyze existing site conditions. iv. To study and analyze site surroundings. v. To do visual analysis of site |
| Duration: | 11.00am To 2.00pm |
| No. Of Students: | 28 |

OUTCOME:

A site visit was organized for the first-year students of [Name of College/Institution] to design a dairy shop at Pravaranagar. The visit took place at Pravaranagar and involved 28 students, accompanied by their subject teachers, Ar. Dipeeka Arbatti and Ar. Ashwini Gholap. The primary objective of the visit was to introduce the students to the site and its functioning, providing them with practical insights and data for their design project.

During the site visit, the students were divided into different groups, each assigned to conduct surveys on various topics related to the dairy shop project. These surveys covered aspects such as market analysis, site analysis, user preferences, local dairy industry practices, and environmental considerations. One of the key activities during the site visit was sketching the existing site conditions and surroundings. This hands-on exercise allowed students to understand the site's physical context, including the layout, topography, existing structures, and natural elements. Sketching also encouraged students to observe and capture essential details that might influence their design concepts.

After the site visit, the students returned to the college and participated in studio lectures. During these sessions, they compiled the data and information gathered from the site visit and surveys. The students prepared a detailed report on their findings, insights, and observations. They analyzed the data and discussed potential design strategies based on their respective group's focus areas.

The site visit and subsequent studio lectures provided the students with a unique learning experience, allowing them to bridge theoretical knowledge with real-world applications. The visit helped them understand the practical challenges and opportunities associated with designing a dairy shop in Pravaranagar. The insights gathered during the site visit and surveys were valuable for guiding the students' design process. By understanding the local context and user needs, the students were better equipped to propose appropriate and context-sensitive design solutions for the dairy shop project.

Overall, the site visit was a successful and enriching activity that contributed significantly to the students' design education. It encouraged them to think critically, observe the built environment keenly, and apply their theoretical knowledge to real-world scenarios. The guidance of the subject teachers, Ar. Dipeeka Arbatti and Ar. Ashwini Gholap, was instrumental in ensuring a productive and informative site visit for all the first-year students.



1. Students observing and mapping site surroundings



2. Students mapping existing tree on site



3. Students observing and mapping site Conditions



4. Students observing and mapping site Conditions



Tejashree
PRINCIPAL
Pravara Rural College of
Architecture, Loni

PRAVARA RURAL COLLEGE OF ARCHITECTURE, LONI
EVENT ATTENDANCE SHEET

Academic Year: 2018-19

Date: 19/10/18

Event: Site Visit at For Pravaranagar. For AD-I

Host: Dipesh Arbatti Mobile: 97 99 40 33 33



Organisation: PECA

| no | Student Name | Signature | no | Student Name | Signature |
|----|---------------------|-----------|----|--------------|-----------|
| 1 | Gulab Anisha | | | | |
| 2 | Pachale Pranav | | | | |
| 3 | Tilkar Ishwari | | | | |
| 4 | Gadgil Sanckar | | | | |
| 5 | Sonawane Hitesh | | | | |
| 6 | Deshmukh Siddhi | | | | |
| 7 | Aher Apetsha | | | | |
| 8 | Narande Priti Sunil | | | | |
| 9 | Inamdar Dhavalsinh | | | | |
| 10 | khase Akash | | | | |
| 11 | kokate shrutika | | | | |
| 12 | Kharmale Sukabi R | | | | |
| 13 | Rohatkar Revati | | | | |
| 14 | Gagare Atharv | | | | |
| 15 | Shinde Ganesh | | | | |
| 16 | Ghumare Shubham | | | | |
| 17 | Mawle Tushar | | | | |
| 18 | LOHALKAR PRATIK | | | | |
| 19 | Khare Ritanshu | | | | |
| 20 | Putli Jinal | | | | |
| 21 | Korane Vimal | | | | |
| 22 | Gaikwad mayur | | | | |
| 23 | Singray gaurav | | | | |
| 24 | Tanbavi Laxkhar | | | | |
| 25 | Nishigandha Durme | | | | |
| 26 | Aditi Kinde | | | | |
| 27 | Gharte Ruchita | | | | |
| 28 | Aparna Shinde | | | | |



(Handwritten signature)

PRINCIPAL
Pravara Rural College of
Architecture, Loni

| | | |
|---|--|---|
|  | Pravara Rural Education Society's |  |
| | Pravara Rural College Of Architecture, Loni | |
| | At. Post. Loni Kd., Tal. Rahata, Dist.: Ahmednagar, M.S. - 413 736 | |
| | Tel: (02422) - 274295/96, Email ID: principalprca@yahoo.co.in Affiliated to Savitribai Phule Pune University (SPPU, Pune) (Id No. PU/AN/ARCH.51/1996) | |



FEEDBACK FORM

| ACADEMIC YEAR | 2018-19 | | DATE | 19/11/18 | |
|--|-----------------------------|---------|----------|---------------|--|
| EVENT | Site visit at Pravaranagar. | | | | |
| CLASS | First Year B. Arch. | | LOCATION | Pravaranagar. | |
| NAME OF STUDENT | Jushaa Mande. | | | | |
| QUESTIONS | POOR | AVERAGE | GOOD | EXCELLENT | |
| 1. How was the overall organization of the case study/Site visit/Seminar/Workshop /Webinar | | | ✓ | | |
| 2. How relevant was the contain discussed by the speaker during case study/Site visit/Seminar/Workshop /Webinar | | | | ✓ | |
| 3. Duration given for case study/Site visit/Seminar/Workshop /Webinar | | | | ✓ | |
| 4. How much the case study/Site visit/Seminar/Workshop /Webinar is useful from knowledge and information point of view | | | | ✓ | |
| 5. Overall Conduct of the case study/Site visit/Seminar/Workshop /Webinar by the Speaker | | | | ✓ | |
| 6. Overall Effectiveness of the case study/Site visit/Seminar/Workshop /Webinar | | | | ✓ | |

Suggestions if any *eka...*




PRINCIPAL
 Pravara Rural College of
 Architecture, Loni

| | | |
|---|--|--|
|  | Pravara Rural Education Society's |  |
| | Pravara Rural College Of Architecture, Loni | |
| | At. Post.: Loni Kd., Tal: Rahata, Dist.: Ahmednagar, M.S. - 413 736 | |
| | Tel: (02422) – 274295/96, Email ID: principalprca@yahoo.co.in Affiliated to Savitribai Phule Pune University (SPPU, Pune) (Id No. PU/AN/ARCH,51/1996) | |



01/10/18.

NOTICE

PRCA Students of 1st Year B. Arch are informed that Case study for Architectural Design problem is organized at Suruchi Dairy, Shirur, Pune on **03/10/18**. **Carry your ID cards**, Bring sketchbooks measuring tapes. Carry your water bottles. Bus will depart from College at 6.00am sharp.




PRINCIPAL
Pravara Rural College of
Architecture, Loni

| | | |
|---|--|--|
|  | Pravara Rural Education Society's |  |
| | Pravara Rural College Of Architecture, Loni | |
| | At. Post.: Loni Kd., Tal: Rahata, Dist.: Ahmednagar, M.S. - 413 736 | |
| | Tel: (02422) – 274295/96, Email ID: principalprca@yahoo.co.in Affiliated to Savitribai Phule Pune University (SPPU, Pune) (Id No. PU/AN/ARCH,51/1996) | |

Date: 03/10/18

2018-2019

| 2018-2019 | CASE STUDY |
|-------------------------|---|
| Subject: | Architectural Design-I |
| Subject Teacher: | Ar. Dipeeka Arbatti, Ar.Ashwini Gholap |
| Class: | 1st Year |
| Topic: | Case Study |
| Location: | Suruchi Dairy, Shirur, Pune |
| Aim: | To study planning and circulation of dairy shop. |
| Objectives: | To Study and analyze zoning patterns To study and analyze circulation pattern To study and analyze furniture layout |
| Duration: | 6.00am To 10.00pm |
| No. Of Students: | 26 |

OUTCOME:

A case study was conducted for first-year students at Suruch dairy to design a dairy at Pravaranagar. The study took place at Shirur and involved 26 students, under the guidance of subject teachers Ar. Dipeeka Arbatti and Ar. Ashwini Gholap. The primary objective of the case study was to familiarize the students with the site, its operations, and various factors influencing the design of a dairy facility. During the case study, the students were divided into different groups, each assigned to generate maps on various topics related to the dairy design project. These maps covered aspects such as site analysis, topography, access routes, utilities, and zoning regulations. The students were also encouraged to draw sketches of the existing site conditions and its surroundings. This hands-on exercise allowed them to observe and understand the site's physical context, enabling them to identify potential opportunities and challenges for their design proposals.

Upon completion of the case study, the students returned to the college and presented their detailed reports during studio lectures. The reports encompassed the findings, observations, and insights from the case study, along with the proposed design strategies by each group based on their specific focus areas.

The case study on designing a dairy at Pravaranagar had several positive outcomes and provided valuable insights for the students:

Understanding of Site Context: The case study allowed students to gain an in-depth understanding of the site's context and functioning. They became familiar with the specific requirements and constraints associated with dairy facilities in rural areas like Shirur.

Site Analysis and Mapping Skills: Through the generation of various maps, the students honed their site analysis and mapping skills. This helped them visualize and communicate essential site information effectively.

Integration of Theory and Practice: The case study bridged the gap between theoretical knowledge and practical applications. It encouraged the students to apply their learnings to a real-world scenario, enhancing their problem-solving abilities.

Hands-on Learning: Sketching the site conditions and surroundings provided a hands-on learning experience, encouraging students to keenly observe the built environment and natural features.

Collaborative Group Work: Working in groups and presenting their findings during studio lectures promoted collaborative learning and communication skills among the students.

Informed Design Proposals: The case study's insights and analysis served as a solid foundation for the students' design proposals for the dairy facility. It enabled them to propose contextually relevant and sustainable design solutions.

In conclusion, the case study for designing a dairy at Pravaranagar was a successful learning experience for the first-year students. The guidance of subject teachers, Ar. Dipeeka Arbatti and Ar. Ashwini Gholap, played a crucial role in ensuring a fruitful and informative case study. The outcomes of this exercise equipped the students with practical knowledge and skills that would benefit them in their future architectural pursuits.



1. Students are taking measurements of furniture and floor plans on site




2. Students are taking measurements of landscape area and handrails on site



3. Students are taking interviews of owner and visitors on site



4. Students are taking measurements of furniture and floor plans on site



5. Seating and waiting area



6. service and preparation counter



PRINCIPAL
Pravara Rural College of
Architecture, Loni

PRAVARA RURAL COLLEGE OF ARCHITECTURE, LONI
EVENT ATTENDANCE SHEET

Academic Year: 2018-19

Date: 30/10/18

Event: Case Study at - Suruchi dairy, Shivar.



Host: Ashwini Ghadap. Mobile: 9860919202

Organisation: PRCA.

| no | Student Name | Signature | no | Student Name | Signature |
|----|---------------------|--------------------|----|--------------|-----------|
| 1 | Priti Sunil Narwade | <i>[Signature]</i> | | | |
| 2 | Khazmale Sakshi R | <i>[Signature]</i> | | | |
| 3 | Lohalkar Pratik | <i>[Signature]</i> | | | |
| 4 | Shinde Ganesh | <i>[Signature]</i> | | | |
| 5 | Khase AKASH | <i>[Signature]</i> | | | |
| 6 | Mande Tushar | <i>[Signature]</i> | | | |
| 7 | Gadhe Sanskar | <i>[Signature]</i> | | | |
| 8 | Vasal Karan | <i>[Signature]</i> | | | |
| 9 | Pravalsinh Inambar | <i>[Signature]</i> | | | |
| 10 | Pranav Parabale | <i>[Signature]</i> | | | |
| 11 | Patil Jindal | <i>[Signature]</i> | | | |
| 12 | Khonde Ritanshu | <i>[Signature]</i> | | | |
| 13 | Sondwane Hitesh | <i>[Signature]</i> | | | |
| 14 | Aher Apeksha | <i>[Signature]</i> | | | |
| 15 | Gogare Atharva | <i>[Signature]</i> | | | |
| 16 | Rokatekar Revati | <i>[Signature]</i> | | | |
| 17 | Gulwe Anisha | <i>[Signature]</i> | | | |
| 18 | Kokate Shrutika | <i>[Signature]</i> | | | |
| 19 | Tilkar Jhwari | <i>[Signature]</i> | | | |
| 20 | Deshmukh Siddhi | <i>[Signature]</i> | | | |
| 21 | Shubham Ghumare | <i>[Signature]</i> | | | |
| 22 | Katkar Shwetali | <i>[Signature]</i> | | | |
| 23 | GHARATE RUCHITA | <i>[Signature]</i> | | | |
| 24 | Nishigandha Dumbre | <i>[Signature]</i> | | | |
| 25 | Aditi Kindhe | <i>[Signature]</i> | | | |
| 26 | Jadhvi Blackstone | <i>[Signature]</i> | | | |



[Signature]
PRINCIPAL
Pravara Rural College of
Architecture, Loni


| | | |
|---|--|---|
|  | Pravara Rural Education Society's |  |
| | Pravara Rural College Of Architecture, Loni | |
| | At. Post. Loni Kd., Tal. Rahata, Dist.: Ahmednagar, M.S. - 413 736 | |
| | Tel: (02422) - 274295/96, Email ID: principalprca@yahoo.co.in Affiliated to Savitribai Phule Pune University (SPPU, Pune) (Id No. PU/AN/ARCH 51/1996) | |



FEEDBACK FORM

| | | | | | |
|--|-----------------------------|---------|----------|-----------|--|
| ACADEMIC YEAR | 2018-19 | | DATE | 3/10/2018 | |
| EVENT | Case study of Guruchi Dalry | | | | |
| CLASS | 1 st | | LOCATION | Shirur. | |
| NAME OF STUDENT | Sangkar Gadhe | | | | |
| QUESTIONS | POOR | AVERAGE | GOOD | EXCELLENT | |
| 1. How was the overall organization of the case study/Site visit/Seminar/Workshop /Webinar | | | | ✓ | |
| 2. How relevant was the contain discussed by the speaker during case study/Site visit/Seminar/Workshop /Webinar | | | | ✓ | |
| 3. Duration given for case study/Site visit/Seminar/Workshop /Webinar | | | | ✓ | |
| 4. How much the case study/Site visit/Seminar/Workshop /Webinar is useful from knowledge and information point of view | | | | ✓ | |
| 5. Overall Conduct of the case study/Site visit/Seminar/Workshop /Webinar by the Speaker | | | | ✓ | |
| 6. Overall Effectiveness of the case study/Site visit/Seminar/Workshop /Webinar | | | | ✓ | |

Suggestions if any _____




PRINCIPAL
 Pravara Rural College of
 Architecture, Loni

| | | |
|---|--|--|
|  | Pravara Rural Education Society's |  |
| | Pravara Rural College Of Architecture, Loni | |
| | At. Post.: Loni Kd., Tal: Rahata, Dist.: Ahmednagar, M.S. - 413 736 | |
| | Tel: (02422) – 274295/96, Email ID: principalprca@yahoo.co.in Affiliated to Savitribai Phule Pune University (SPPU, Pune) (Id No. PU/AN/ARCH,51/1996) | |

Date: 15/7/18

2018-2019

| 2018-2019 | CASE STUDY |
|-------------------------|---|
| Subject: | Landscape Architecture-I |
| Subject Teacher: | Ar. Dipeeka Arbatti, Ar. Sonali Chaskar. |
| Class: | 3rdYear |
| Topic: | Nursery |
| Location: | Sanket Nursery, Shirampur M.I.D.C, Wakdi Road,Ahmednagar, Maharashtra |
| Aim: | To study different kind of species of plant material .(Softscape) |
| Objectives: | <ul style="list-style-type: none"> i. To Introduce Different Types of plant material. ii. To Introduce growing conditions , Water requirement and sunlight required for each plant. iii. To study indoor and outdoor plants. iv. To Introduce difference between ground covers, shrubs, small trees and large trees |
| Duration: | 11.00am To 2.00pm |
| No. Of Students: | 36 |

OUTCOME:

A case study was conducted for the 3rd-year class to carry out a landscape study at Sanket Nursery, Wakadi. The landscape visit was organized under the guidance of Ar. Dipeeka Arbatti and Ar. Sonali. The main objectives of the study were to introduce different types of plant materials, understand their growing conditions, water requirements, and sunlight needs. The students also aimed to study both indoor and outdoor plants and distinguish between ground covers, shrubs, small trees, and large trees.

During the landscape visit, the students had the opportunity to explore the diverse species of plants and shrubs available at Sanket Nursery. They gained knowledge about the various decorative plants suitable for landscape layouts, enabling them to understand how to create visually appealing and well-balanced outdoor spaces.

The case study successfully fulfilled all its objectives:

Introduction to Plant Material: The students were introduced to a wide range of plant materials, including different species of plants, shrubs, and decorative plants commonly used in landscape design.

Growing Conditions and Water Requirements: The students learned about the specific growing conditions required for each plant, such as soil type, moisture levels, and climate preferences. Understanding the water requirements for various plants was vital for creating sustainable and water-efficient landscape designs.

Sunlight Needs: The students gained insights into the sunlight requirements of different plants, which is crucial in determining their suitable placement within a landscape layout.

Study of Indoor and Outdoor Plants: The landscape study allowed the students to explore both indoor and outdoor plants, understanding how each type contributes to different design elements and atmospheres.

Differentiation between Plant Types: Through the study, the students became proficient in differentiating between ground covers, shrubs, small trees, and large trees. This knowledge would aid them in selecting and combining plants to create harmonious and visually appealing landscapes.

To document their findings, the students prepared a comprehensive inventory of all the plants present in the nursery. The documentation was carefully organized in a spiral-bound format, ensuring easy access and reference for future design projects and studies.

Overall, the landscape study at Sanket Nursery proved to be a valuable learning experience for the 3rd-year students. The hands-on exposure to various plant materials and their characteristics equipped the students with essential knowledge and skills necessary for creating thoughtful and aesthetically pleasing landscape designs in their future careers as architects.



1. Group photo Owner Of Nursery Mr. Vikrant Kala



2. Owner Of Nursery Mr. Vikrant Kala elaborating on Species in Nursery



3. Owner Of Nursery Mr. Vikrant Kala elaborating on Indoor species



4. Students experiencing spatial character of Designed landscape area of Nursery



Veerpalote
PRINCIPAL
Pravara Rural College of
Architecture, Loni

PRAVARA RURAL COLLEGE OF ARCHITECTURE, LONI
EVENT ATTENDANCE SHEET

Academic Year: 2018-19

Date: 15/07/18

Event: Sanket Nursery

Host: As. Dipika Athetti, Sonali Chaskar Mobile: 7798403333



Organisation: P.R.C.A, Loni

| no | Student Name | Signature | no | Student Name | Signature |
|-----|----------------------|-------------|----|--------------|-----------|
| 1. | Pteena Bhakhal | [Signature] | | | |
| 2. | Ghagase Vivek | [Signature] | | | |
| 3. | Pranjal Jortap | [Signature] | | | |
| 4. | Rathi Ramita | [Signature] | | | |
| 5. | More Sampada | [Signature] | | | |
| 6. | Kulkarni Prerati | [Signature] | | | |
| 7. | Rutuja Shirsath | [Signature] | | | |
| 8. | Dhanam Hrudikya | [Signature] | | | |
| 9. | Kera Santal | [Signature] | | | |
| 10. | Sushama Dhokere | [Signature] | | | |
| 11. | ganesh kaulkar | [Signature] | | | |
| 12. | Ajtaawal Vakun. | [Signature] | | | |
| 13. | Kenge dish | [Signature] | | | |
| 14. | Deshmukh Archana | [Signature] | | | |
| 15. | kale Aishwarya | [Signature] | | | |
| 16. | Pratiksha Shinde | [Signature] | | | |
| 17. | Anap Akshaya II | [Signature] | | | |
| 18. | Bhadre Vaishnavi | [Signature] | | | |
| 19. | farish kulkar | [Signature] | | | |
| 20. | Denhe Disha | [Signature] | | | |
| 21. | Ghagase Vivek | [Signature] | | | |
| 22. | Daulchav Aman | [Signature] | | | |
| 23. | Poonam Chikhole | [Signature] | | | |
| 24. | Anap Akshaya II | [Signature] | | | |
| 25. | Pawar Gitesh.M. | [Signature] | | | |
| 26. | ganesh Rajkumar | [Signature] | | | |
| 27. | Bhaqwat Shruti | [Signature] | | | |
| 28. | Deshmukh Anas | [Signature] | | | |
| 29. | kankubji Apurva | [Signature] | | | |
| 30. | matule winchankut | [Signature] | | | |
| 31. | Patel Mangun | [Signature] | | | |
| 32. | Gadge Shantam Suresh | [Signature] | | | |
| 33. | Aditi coadnere | [Signature] | | | |
| 34. | Barakar Omkar | [Signature] | | | |
| 35. | Aditi Deshmukh | [Signature] | | | |
| 36. | Dhokare Sushma | [Signature] | | | |



[Handwritten Signature]

PRINCIPAL
Pravara Rural College of
Architecture, Loni

| | | |
|---|--|---|
|  | Pravara Rural Education Society's |  |
| | Pravara Rural College Of Architecture, Loni | |
| | At Post: Loni Kd., Tal. Rahata, Dist.: Ahmednagar, M.S. - 413 736 | |
| | Tel: (02422) - 274295/96, Email ID: principalprca@yahoo.co.in Affiliated to Savitribai Phule Pune University (SPPU, Pune) (Id No. PU/AN/ARCH.51/1996) | |

FEEDBACK FORM

| | |
|---|----------------------|
| ACADEMIC YEAR <u>18-19</u> | DATE <u>15/07/18</u> |
| EVENT <u>CASE STUDY AT SAWKET NURSARY</u> | |
| CLASS <u>T.Y.</u> | LOCATION <u>MIDC</u> |

NAME OF STUDENT AKSHAYA ANAP



| QUESTIONS | POOR | AVERAGE | GOOD | EXCELLENT |
|--|------|---------|------|-----------|
| 1. How was the overall organization of the case study/Site visit/Seminar/Workshop /Webinar | | | ✓ | |
| 2. How relevant was the contain discussed by the speaker during case study/Site visit/Seminar/Workshop /Webinar | | | ✓ | |
| 3. Duration given for case study/Site visit/Seminar/Workshop /Webinar | | | ✓ | |
| 4. How much the case study/Site visit/Seminar/Workshop /Webinar is useful from knowledge and information point of view | | | ✓ | |
| 5. Overall Conduct of the case study/Site visit/Seminar/Workshop /Webinar by the Speaker | | | ✓ | |
| 6. Overall Effectiveness of the case study/Site visit/Seminar/Workshop /Webinar | | | ✓ | |

Bulale

PRINCIPAL
Pravara Rural College of
Architecture, Loni

Suggestions if any No SUGGESTION.



| | | |
|---|--|--|
|  | Pravara Rural Education Society's |  |
| | Pravara Rural College Of Architecture, Loni | |
| | At. Post.: Loni Kd., Tal: Rahata, Dist.: Ahmednagar, M.S. - 413 736 | |
| | Tel: (02422) – 274295/96, Email ID: principalprca@yahoo.co.in Affiliated to Savitribai Phule Pune University (SPPU, Pune) (Id No. PU/AN/ARCH,51/1996) | |

Date: 31-07- 2018

2018-2019

| 2018-2019 | CASE STUDY |
|-------------------------|--|
| Subject: | Landscape Architecture-I |
| Subject Teacher: | Ar. Dipeeka Arbatti, Ar. Sonali Chaskar. |
| Class: | 3rdYear |
| Topic: | Study Of Hardscape And Softscape Materials |
| Location: | Sula Vineyards , Nashik |
| Aim: | To Study The Landscape construction Details and Hardscape Materials |
| Objectives: | <ul style="list-style-type: none"> i. To Introduce Hardscape materials and its application on site. ii. To study and analyze transition between hardscape and softscape iii. To Study And analyze hierarchy of built to open spaces |
| Duration: | 10.00am To 4.00pm |
| No. Of Students: | 36 |

OUTCOME:

A case study was conducted on July 31st, 2018, for the third-year students to study Hardscape and Softscape materials and their construction techniques. The study took place at Sula Vineyard, Nashik, with 37 students, guided by subject teachers Ar. Sonali Chaskar and Ar. Dipeeka Arbatti. The main aim of the case study was to introduce the students to landscape construction details and Hardscape materials, focusing on their applications on-site. During the case study, the students were introduced to the functioning of Sula Vineyard by the local authorities. Various surveys were conducted by different student groups, covering different topics related to Hardscape and Softscape materials. The surveys involved collecting information through sketches, data, photographs, questionnaires, and other means to gain comprehensive insights into the site.

The specific objectives of the case study were as follows:

Introduction to Hardscape Materials: The students were introduced to various Hardscape materials commonly used in landscape design, such as paving stones, concrete, bricks, and wood. They learned about the characteristics, applications, and construction techniques of each material.

Transition between Hardscape and Softscape: The case study focused on analyzing the transition between Hardscape and Softscape elements within the landscape. Understanding how these components blend and interact is essential for creating cohesive and visually pleasing outdoor spaces.

Study of Hierarchy of Built to Open Spaces: The students studied and analyzed the hierarchy of spaces within the landscape, from built structures to open areas. This exploration provided insights into designing harmonious and well-organized environments.

Through site visits and surveys, the students collected relevant data, which they later used to draw sketches and prepare a detailed report during studio lectures back at the college. The report included their findings, observations, and analysis, aligning with their respective groups devised by the subject teachers.

The case study provided the students with hands-on experience and practical knowledge related to Hardscape and Softscape materials in real-world scenarios. The exposure to Sula Vineyard as a site allowed the students to witness landscape construction techniques and understand the role of different materials in creating functional and aesthetically pleasing landscapes.

In conclusion, the case study on Hardscape and Softscape materials at Sula Vineyard was a successful learning experience for the third-year students. Under the guidance of Ar. Sonali Chaskar and Ar. Dipeeka Arbatti, the students gained valuable insights into landscape construction details and the application of Hardscape materials on-site. This knowledge would be beneficial for their future architectural endeavors, enabling them to design sustainable, visually appealing, and well-integrated landscapes.



1. Group photo along with Teachers



2. Hardscape Material used as a landscape installation on site



3. Students Preparing for group work on site



4 Ongoing Curb fixing as a edge to road on site



5. Students taking measurements of Amphi area on site



6. Students taking experience of the space



Teerobhale
PRINCIPAL
Pravara Rural College of
Architecture, Loni

PRAVARA RURAL COLLEGE OF ARCHITECTURE, LONI
EVENT ATTENDANCE SHEET

Academic Year: 2018-19

Date: 31/07/2018

Event: case study at Sula vineyards - Nashik



Host: Dr. Sonali Chaskar, Dipika Arbatti Mobile: 90962 66588, 7798403333

Organisation: P.R.C.A Loni

| no | Student Name | Signature | no | Student Name | Signature |
|----|-----------------------|------------------|----|--------------|-----------|
| 1 | Aditi Vinod Wadneri | <i>Aditi</i> | | | |
| 2 | Paular Gitesh Mahadev | <i>Paular</i> | | | |
| 3 | Omkar Boravkar | <i>Om</i> | | | |
| 4 | Shantam Gadge | <i>Shantam</i> | | | |
| 5 | Kela Sant | <i>Kela</i> | | | |
| 6 | Dharam Hemra | <i>Dharam</i> | | | |
| 7 | Rutuja Shirsoth | <i>Rutuja</i> | | | |
| 8 | Kotkar Pragati | <i>Kotkar</i> | | | |
| 9 | Mee Sampada | <i>Mee</i> | | | |
| 10 | Ghagare Vivek D. | <i>Ghagare</i> | | | |
| 11 | Rathi Ramita | <i>Rathi</i> | | | |
| 12 | Pranjal Jagtap | <i>Pranjal</i> | | | |
| 13 | Kale Ashwarya | <i>Kale</i> | | | |
| 14 | Ganesh Kautkon | <i>Ganesh</i> | | | |
| 15 | Bhadre Vaishnavi | <i>Bhadre</i> | | | |
| 16 | Hitesh Patil | <i>Hitesh</i> | | | |
| 17 | Archana Deshmukh | <i>Archana</i> | | | |
| 18 | Paular Gitesh M. | <i>Paular</i> | | | |
| 19 | Preerna Bharnal | <i>Preerna</i> | | | |
| 20 | Penche Disha | <i>Penche</i> | | | |
| 21 | Balle Ghagade | <i>Balle</i> | | | |
| 22 | Ganesh Karkar | <i>Ganesh</i> | | | |
| 23 | Ghagare Vivek | <i>Ghagare</i> | | | |
| 24 | Devyani Yashu | <i>Devyani</i> | | | |
| 25 | Chitshale Poonam | <i>Chitshale</i> | | | |
| 26 | Dawkhare Aman V. | <i>Dawkhare</i> | | | |
| 27 | Amrap Ashkaya T. | <i>Amrap</i> | | | |
| 28 | Paular Gitesh M. | <i>Paular</i> | | | |
| 29 | Ganesh Patil | <i>Ganesh</i> | | | |
| 30 | Bhagwat Shrutij | <i>Bhagwat</i> | | | |
| 31 | Deshmukh Anuja | <i>Deshmukh</i> | | | |
| 32 | Konkubji Apurva | <i>Konkubji</i> | | | |
| 33 | Mangesh Vinchankar | <i>Mangesh</i> | | | |
| 34 | Patel Mangesh | <i>Patel</i> | | | |
| 35 | Aditi Deshmukh | <i>Aditi</i> | | | |
| 36 | Dhokare Sushma | <i>Dhokare</i> | | | |

PRINCIPAL
Pravara Rural College of
Architecture, Loni




| | | |
|---|--|---|
|  | Pravara Rural Education Society's |  |
| | Pravara Rural College Of Architecture, Loni | |
| | At Post: Loni Kd., Tal. Rahata, Dist.: Ahmednagar, M.S. - 413 736 | |
| | Tel: (02422) - 274295/96, Email ID: principalprca@yahoo.co.in Affiliated to Savitribai Phule Pune University (SPPU, Pune) (Id No. PU/AN/ARCH.51/1996) | |

FEEDBACK FORM

| | | | | | |
|--|---|---------|----------|-----------|--|
| ACADEMIC YEAR | 2018-19 | | DATE | 31-7-18 | |
| EVENT | CASE STUDY OF SULA-WINEYAD: HARDSCAPE & SOFTSCAPE | | | | |
| CLASS | T. Y. B. ARCH | | LOCATION | NASHIK | |
| NAME OF STUDENT - | VAISHNAVI BADADE | | | | |
| QUESTIONS | POOR | AVERAGE | GOOD | EXCELLENT | |
| 1. How was the overall organization of the case study/Site visit/Seminar/Workshop /Webinar | | | | ✓ | |
| 2. How relevant was the content discussed by the speaker during case study/Site visit/Seminar/Workshop /Webinar | | | | ✓ | |
| 3. Duration given for case study/Site visit/Seminar/Workshop /Webinar | | | | / | |
| 4. How much the case study/Site visit/Seminar/Workshop /Webinar is useful from knowledge and information point of view | | | | ✓ | |
| 5. Overall Conduct of the case study/Site visit/Seminar/Workshop /Webinar by the Speaker | | | | / | |
| 6. Overall Effectiveness of the case study/Site visit/Seminar/Workshop /Webinar | | | | ✓ | |

Suggestions if any _____




PRINCIPAL
 Pravara Rural College of
 Architecture, Loni



LOKNETE. DR. BALASAHEB VIKHE PATIL
(PADMA BHUSHAN AWARDEE)
PRAVARA RURAL EDUCATION SOCIETY'S

**PRAVARA RURAL COLLEGE
OF ARCHITECTURE LONI**

Sadatpur Road, Loni Kd., Tal.: Rahata, Dist.: Ahmednagar 413 736, (M.S.)
Ph:(02422)274295 Email: principalprca@yahoo.co.in Web: www.pravaracoloni.in

Affiliated to Savitribai Phule Pune University, Pune Id No. PU/AN/ARCH/51/1996
& Council of Architecture, New Delhi

26/07/2018

NOTICE


All students of Fourth Year B. Arch are informed that Site survey under the subject Urban Studies is organized at, Nashik, During 28/07/2018 to 31/07/2018. Carry cartrage sheets tracing papers etc.

Details are as follows:



Departure Date: 28/07/2018

Reporting Time and venue: 7.00am, Lontek Temple

Mode of Transport: Bus




**PRINCIPAL
Pravara Rural College of
Architecture, Loni**

| | | |
|---|--|--|
|  | Pravara Rural Education Society's |  |
| | Pravara Rural College Of Architecture, Loni | |
| | At. Post.: Loni Kd., Tal: Rahata, Dist.: Ahmednagar, M.S. - 413 736 | |
| | Tel: (02422) – 274295/96, Email ID: principalprca@yahoo.co.in Affiliated to Savitribai Phule Pune University (SPPU, Pune) (Id No. PU/AN/ARCH,51/1996) | |

Date: 28/07/2018

2018 - 19

| 2018-2019 | Urban Study Survey |
|-------------------------|--|
| Subject: | Urban Studies. |
| Subject Teacher: | Ar. Sonali Chaskar, Ar. Kapil Burhade |
| Class: | 4 th year |
| Topic: | Urban Studies. |
| Location: | Nashik, Dist. Nashik, Maharashtra |
| Aim: | To make understand urban context & problems. |
| Objective: | To make list down peculiar urban problems through Settlement study of a particular area. |
| Duration: | 4 Days 28/07/2018 to 31/07/2018 |
| No. Of Students: | 45 |

OUTCOME:

A comprehensive case study for urban study was conducted at Nashik Road and Jail Road in Nashik. The study involved the use of photographs, measurements, and analysis to study various aspects of the locations. Students explored factors such as location, geography, flora-fauna, climatology, circulation patterns, and planning to gain a holistic understanding of the urban context. Under the guidance of subject teachers Ar. Sonali Chaskar and Ar. Kapil Burhade, the students delved into the intricacies of the site to identify issues and challenges that impact day-to-day life. The case study aimed to make the students understand the urban context and the problems associated with it.

The key components of the case study included:

Site Analysis: Students thoroughly examined the locations at Nashik Road and Jail Road, assessing the geographical features, climate conditions, and natural surroundings. This analysis allowed them to comprehend the site's characteristics and potential constraints for hospital design.

Circulation Patterns: The study involved analyzing the circulation patterns and traffic flow in the vicinity of the hospital sites. Understanding the movement of people and vehicles helped in planning efficient access and transportation arrangements for the proposed hospital.

Planning Assessment: Students evaluated the existing planning schemes and urban layout to gain insights into the existing spatial organization. This provided a foundation for proposing suitable building typologies and design solutions.

Identification of Urban Issues: By studying the urban context, students were able to identify specific issues and challenges faced by the area. This process helped them recognize potential areas for intervention and improvement through design.

Following the case study, the students embarked on a design project lasting six to eight weeks. The design project focused on proposing buildings of varied typologies to address the identified urban issues effectively. The in-depth understanding gained from the case study contributed to informed and contextually relevant design solutions.

Through this comprehensive approach, students learned to apply critical thinking and problem-solving skills to real-world scenarios. By addressing the urban context's challenges

and proposing design interventions, the students enhanced their ability to create functional and user-centric spaces in the field of architecture.

In conclusion, the case study for the hospital in Nashik provided students with valuable insights into the urban context and its complexities. By studying the locations and analyzing various aspects, the students gained a deeper understanding of the area's challenges and opportunities. This knowledge enriched their subsequent design project, enabling them to propose thoughtful and responsive solutions for creating impactful spaces in the urban landscape.



1. Students taking measurements of the structure



2. Students doing observation and photos



3. Students observing the area



4. Students doing live sketching



Teerapalote
PRINCIPAL
Pravara Rural College of
Architecture, Loni

PRAVARA RURAL COLLEGE OF ARCHITECTURE, LONI
EVENT ATTENDANCE SHEET

Academic Year: 2018-19

Date: 1/7/18

Event: Urban Study of Tail Road Nashik

Host: As. Sonali Chastak, Kapil Buzade. Mobile: 90962 66588, 8300029767



Organisation: P.R.C.A. Loni

| no | Student Name | Signature | no | Student Name | Signature |
|----|------------------------|-------------|----|--------------------|-------------|
| 1. | Auli Ptegrati | [Signature] | 40 | Thorat Saloni. | [Signature] |
| 2. | Borichkar Savli | [Signature] | 41 | Mayur Vachankar | [Signature] |
| 3 | Bhangare Smita | [Signature] | 42 | Vishwakarma Nikhil | [Signature] |
| 4 | Borale Shilout Binigad | [Signature] | 43 | Vinayak Pagar | [Signature] |
| 5 | Nikita Manoj Mahale | [Signature] | 44 | Dhanubadhikari S. | [Signature] |
| 6 | Nadhe Akanasha | [Signature] | 45 | Groze Mahesh. | [Signature] |
| 7 | Kulkarni Manoj milind | [Signature] | | | |
| 8 | Penghe Disha | [Signature] | | | |
| 9 | Shinde Swapnil | [Signature] | | | |
| 10 | Jadhav Bhuvan | [Signature] | | | |
| 11 | Dalvi Pratiksha | [Signature] | | | |
| 12 | waghela Bhavin Navesh | [Signature] | | | |
| 13 | Ganesh Kankur | [Signature] | | | |
| 14 | Saithe Annapade Kankur | [Signature] | | | |
| 15 | kale Pema | [Signature] | | | |
| 16 | kalyani Saurabh Dilip | [Signature] | | | |
| 17 | Padwal Akhva | [Signature] | | | |
| 18 | Mane Deepak | [Signature] | | | |
| 19 | Kotkar Pranjyoti | [Signature] | | | |
| 20 | kotkar omkar | [Signature] | | | |
| 21 | Swarni Sakshi | [Signature] | | | |
| 22 | Kadam Vaishnavi | [Signature] | | | |
| 23 | Zambke Pranita | [Signature] | | | |
| 24 | WARVE POONAM | [Signature] | | | |
| 25 | GORE Mahesh | [Signature] | | | |
| 26 | Jangade Khushbu | [Signature] | | | |
| 27 | Gulke Gonash | [Signature] | | | |
| 28 | Singh Abhishek Ashok | [Signature] | | | |
| 29 | Sabale sudarshan D. | [Signature] | | | |
| 30 | Chavla Simran | [Signature] | | | |
| 31 | Deshmukh Vijay | [Signature] | | | |
| 32 | Gadgil Shivani | [Signature] | | | |
| 33 | Akash Indore | [Signature] | | | |
| 34 | Joshi Vaishnavi | [Signature] | | | |
| 35 | Kadam Vaishnavi | [Signature] | | | |
| 36 | Katte Arshwarya | [Signature] | | | |
| 37 | Kharte Kalpani | [Signature] | | | |
| 38 | Mote Sampada | [Signature] | | | |
| 39 | Pandhare Nilima | [Signature] | | | |

PRINCIPAL
Pravara Rural College of
Architecture, Loni

[Handwritten Signature]



| | | |
|--|--|--|
|  | Pravara Rural Education Society's |  |
| | Pravara Rural College Of Architecture, Loni | |
| | At. Post.: Loni Kd., Tal. Rahata, Dist.: Ahmednagar, M.S. - 413 736 | |
| | Tel: (02422) - 274295/96, Email ID: principalprca@yahoo.co.in Affiliated to Savitribai Phule Pune University (SPPU, Pune) (Id No. PU/AN/ARCH,51/1996) | |

FEEDBACK FORM


| | | | | | |
|--|------------------------------|---------|----------|-----------|--|
| ACADEMIC YEAR | 2018-2019 | | DATE | 31/07/18 | |
| EVENT | Urban study Survey at Nashik | | | | |
| CLASS | Fourth Year | | LOCATION | Nashik | |
| NAME OF STUDENT | Sayali Barsekar. | | | | |
| QUESTIONS | POOR | AVERAGE | GOOD | EXCELLENT | |
| 1. How was the overall organization of the case study/Site visit/Seminar/Workshop /Webinar | | | ✓ | | |
| 2. How relevant was the contain discussed by the speaker during case study/Site visit/Seminar/Workshop /Webinar | | | ✓ | | |
| 3. Duration given for case study/Site visit/Seminar/Workshop /Webinar | | | ✓ | | |
| 4. How much the case study/Site visit/Seminar/Workshop /Webinar is useful from knowledge and information point of view | | | | ✓ | |
| 5. Overall Conduct of the case study/Site visit/Seminar/Workshop /Webinar by the Speaker | | | ✓ | | |
| 6. Overall Effectiveness of the case study/Site visit/Seminar/Workshop /Webinar | | | | ✓ | |

Suggestions if any.....

.....

.....




PRINCIPAL
 Pravara Rural College of
 Architecture, Loni



LOKNETE. DR. BALASAHEB VIKHE PATIL
(PADMA BHUSHAN AWARDEE)
PRAVARA RURAL EDUCATION SOCIETY'S

**PRAVARA RURAL COLLEGE
OF ARCHITECTURE** **LONI**

Sadatpur Road, Loni Kd., Tal.: Rahata, Dist.: Ahmednagar 413 736, (M.S.)
Ph:(02422)274295 Email: principalprca@yahoo.co.in Web: www.pravaracoaloni.in

Affiliated to Savitribai Phule Pune University, Pune Id No. PU/AN/ARCH/51/1996
& Council of Architecture, New Delhi

ANNUAL EXHIBITION



PRAVARA RURAL EDUCATION SOCIETY'S
PRAVARA RURAL COLLEGE
OF ARCHITECTURE
LONI

"Art Ally" Exhibition

We the family of P.R.C.A.
Cordially invite you to celebrate and enjoy the
most awaited moment



EXHIBITION &
ALUMNI MEET
Saturday 28th
January 2023



College life is that part of your life
that you are going to relive in your
memories till you breath

"Reconnect to Rejoice"



9AM: Inauguration of the Exhibition

10AM -12PM: Fun fair & Exhibition

12- 1 PM: Alumni meet

1-2 PM: Lunch for Alumni

2:30 PM Onwards : Presentation of
Alumni



Venue : P.R.C.A. Loni.

Principal:
Ar. Tejashree
Thangaokar

Vice Principal:
Ar. Sonali
Chaskar

Alumni co-ordinator:
Ar. Suraj Ubale
Ar. Tejaswini Gholap

Exhibition co-ordinator:
Ar. Meghana Joshi
Ar. Ashwini Gholap

Student Co-ordinator:
Nilesh Nehe
Priti Kataria
Pooja Mundhe

क
र
त
र
ज
ि
व
क
र

2०23





DATE: 28/01/2023

2022-23

| 2022-23 | STUDENTS WORK ANNUAL EXHIBITION – REPORT |
|------------------------------------|--|
| Inaugurer and Chief Guest : | Dr. Vijaykumar Rathi Principal, Polytechnique , PRCE |
| Faculty In charge: | Ar.Meghana Joshi, Ar.Tejasweeni Gholap |
| Aim: | To showcase the creative and innovative work produced by students over the academic year. |
| Objectives : | <ol style="list-style-type: none">Celebrate CreativityFoster Learning and CollaborationDisplay Academic Progress:Engage with the Community:Promote Architectural Discourse:Build Professional Skills:Inspire Future Prospects:Strengthen Institutional Reputation:Celebrate Accomplishments: |
| Duration: | 1 Day |
| No. of students : | 65 |

Summary:

The architectural students' annual exhibition at Pravara Rural College of Architecture, Loni, was a remarkable event that showcased the creative brilliance and innovative ideas of the students. The exhibition aimed to celebrate the accomplishments of the students and provided them with a platform to display their architectural projects and designs. The event commenced with the esteemed presence of Dr. Vijaykumar Rathi, the Inaugurer and Principal of Polytechnique at PRCE. His presence added significance to the occasion and motivated the students to excel in their future endeavors. Ar. Meghana Joshi and Ar. Tejasweeni Gholap, the faculty in charge of the exhibition, played a pivotal role in organizing the event and ensuring its success. Their dedication and guidance were evident in the high-quality exhibits presented by the students.

Objectives of exhibition were

Celebrate Creativity: The exhibition serves as a platform to celebrate the imaginative and artistic abilities of our budding architects. It showcases their unique design concepts, ideas, and visions, reflecting their creativity and originality.

Foster Learning and Collaboration: The exhibition encourages students to engage in constructive dialogue and share their design processes with each other. It promotes a culture of collaboration, where students can learn from their peers and gain inspiration from different perspectives.

Display Academic Progress: It allows students to demonstrate their academic progress and development throughout the year. From initial sketches and concept models to final design presentations, the exhibition provides an opportunity to showcase the evolution of their projects.

Engage with the Community: The exhibition is open to the public, inviting architects, professionals, fellow students, friends, family, and the local community to attend. This engagement bridges the gap between academia and the public, fostering a deeper appreciation for architecture and design within society.

Promote Architectural Discourse: The exhibition encourages discussions and debates around contemporary architectural issues. Students' works may address challenges such as sustainability, urban planning, social impact, and technological advancements, stimulating intellectual conversations among visitors.

Build Professional Skills: Preparing and presenting their work in the exhibition helps students develop essential professional skills, such as communication, presentation, and networking. These skills are crucial for their future careers in architecture.

Inspire Future Prospects: The exhibition aims to inspire aspiring architects by showcasing exceptional projects that highlight the potential of architecture as a force for positive change in the world.

Receive Feedback: Feedback from faculty, professionals, and visitors during the exhibition allows students to gain valuable insights into their work, helping them refine their design thinking and problem-solving abilities.

Strengthen Institutional Reputation: The exhibition enhances the reputation of the architecture college, attracting attention from the architecture and design community. It becomes a yearly highlight, drawing more attention to the institution's commitment to nurturing creative talent.

Celebrate Accomplishments: Above all, the exhibition is a celebration of the hard work, dedication, and accomplishments of our students. It recognizes their efforts and provides a sense of pride and satisfaction in their achievements.

Principal Ar. Tejashree Thangaokar's presence added a sense of pride and encouragement to the students. Her support and vision for the college's architectural program were evident in the impressive projects on display. The exhibition displayed a diverse range of architectural works, including conceptual designs, urban planning proposals, sustainable architecture solutions, and innovative use of technology. The projects highlighted the students' keen understanding of contemporary architectural challenges and their ability to come up with thoughtful solutions.

Visitors to the exhibition, including architects, professionals, fellow students, and members of the local community, were impressed by the level of talent and creativity showcased by the students. The event served as a platform for engaging discussions and exchange of ideas, fostering a vibrant architectural discourse. Throughout the exhibition, students received valuable feedback from the visitors, helping them refine their designs and further develop their skills. The event also provided an opportunity for students to build essential professional skills, such as communication and presentation, which will prove beneficial for their future careers.

In conclusion, the architectural students' annual exhibition at Pravara Rural College of Architecture, Loni, was a resounding success, celebrating the achievements of the students and showcasing the college's commitment to nurturing creative talent in the field of architecture. With the support of the college administration, faculty, and the enthusiastic participation of students, the exhibition has become a pivotal annual event, inspiring and motivating the next generation of architects.



Dr. Vijaykumar Rathi inaugurating the exhibition



Dr. Vijaykumar Rathi watching students displayed work



Dr. Vijaykumar Rathi watching students displayed work



Professionals visited Annual exhibition at PRCA



Professionals visited Annual exhibition at PRCA



School students visited Annual exhibition at PRCA



PRINCIPAL
Pravara Rural College of
Architecture, Loni



LOKNEE DR. BALASAHEB VIKHE PATIL
(PADMA BHUSHAN AWARDEE)
PRAVARA RURAL EDUCATION SOCIETY'S
**PRAVARA RURAL COLLEGE
OF ARCHITECTURE**
LONI

EXHIBITION

ON

8TH JANUARY 2020


WEDNESDAY

12:00 PM TO 4 PM

9TH JANUARY 2020

THURSDAY

9:00 AM TO 4 PM



A E T R I O
E S T
2020

"Cultural confinement takes place when a curator imposes his own limits on an art exhibition, rather than asking an artist to set his limits."

RULES AND REGULATION

- ENTRY FEE FOR UNDER GRADUATE TO POST GRADUATE TO STUDENTS 10 RS.
- FOR CHILDREN'S 5 RS.

STUDENT CO-ORDINATOR

1. RUTUJA SHIRSATH 8237430717
2. VAIBHAVI THAKUR 9284031904

NOTE: FOR QUARIES PLEASE CONTACT CO-ORDINATORS

SPONSERED BY: CAJ RAM PRINTING
PROPRIATER- PRAVIN LAHAMGE

VENUE- SECOND YEAR STUDIO, PRCA, LONI



DATE: 09/01/2020

2019-20

| 2019-20 | STUDENTS WORK ANNUAL EXHIBITION – REPORT |
|------------------------------------|---|
| Inaugurer and Chief Guest : | Hon. Mrs. Shalinitai Vikhe Patil , Past Z. P. President Hon. Mr. Bharat Ghogare , Joint Secretary, PRES Dr. K. T. V. Reddy , Technical Director, PRES |
| Faculty In charge: | Ar. Dipeeka Arbatti, Ar. Ashwini Gholap |
| Aim: | to celebrate the hard work and accomplishments of the architectural students at Pravara Rural College |
| Objectives : | i. Celebrate Student Achievement ii. Promote Architectural Education: iii. Foster Collaboration and Networking: iv. Engage the Community v. Enhance Professional Skills: vi. Encourage Sustainable and Innovative Solutions: |
| Duration: | 1 Day |
| No. of students : | 70 |

Summary:

The architectural students' annual exhibition at Pravara Rural College of Architecture, Loni, for the academic year 2019-20, was a grand success that showcased the exceptional talent and creativity of the students. The exhibition was inaugurated by the esteemed Hon. Mrs. Shalinitai Vikhe Patil, Past Z. P. President, and featured Hon. Mr. Bharat Ghogare, Joint Secretary, PRES, and Dr. K. T. V. Reddy, Technical Director, PRES, as the chief guests. The event was graced by the presence of Principal Rajeshwari Jagtap, Ar. Anurag Doshi, and Ar. Sonali Chaskar.

Under the guidance of faculty in charge, Ar. Dipeeka Arbatti, and Ar. Ashwini Gholap, the students exhibited their exceptional architectural projects, including design concepts, urban planning proposals, sustainable solutions, and innovative use of technology. The exhibition highlighted the students' deep understanding of architectural principles and their ability to tackle real-world challenges with creative solutions.

The event attracted a significant number of visitors, with around 300 to 400 students and teachers from surrounding schools attending the exhibition. The visitors were impressed by the students' talents and the diversity of projects on display. The exhibition not only served as an opportunity for the students to showcase their work but also provided them with a platform to engage with professionals and peers, fostering meaningful discussions and exchange of ideas.

Objectives of the Event were:

Celebrate Student Achievement: The primary aim of the exhibition was to celebrate the hard work and accomplishments of the architectural students at Pravara Rural College of Architecture. It provided a space for students to proudly present their innovative projects and designs.

Promote Architectural Education: The event aimed to promote architectural education and inspire students to pursue careers in architecture. By showcasing the students' work to the public, it raised awareness and appreciation for the field of architecture.

Foster Collaboration and Networking: The exhibition encouraged collaboration among students and facilitated networking opportunities with professionals from the industry. It provided a conducive environment for constructive feedback and discussions.

Engage the Community: Opening the exhibition to surrounding schools and visitors from the local community aimed to bridge the gap between the college and society. It created a sense of involvement and interest in architectural developments in the region.

Enhance Professional Skills: Presenting their work and interacting with visitors helped students develop essential professional skills such as communication, presentation, and the ability to articulate their design ideas effectively.

Encourage Sustainable and Innovative Solutions: The exhibition aimed to highlight the importance of sustainable and innovative architectural solutions to address current global challenges. It encouraged students to incorporate sustainable practices into their designs.

Overall, the architectural students' annual exhibition at Pravara Rural College of Architecture was a resounding success, fostering a culture of creativity, collaboration, and academic excellence within the college and beyond.



Hon. Mrs. Shalinitai Vikhe Patil inaugurating the exhibition



Hon. Mrs. Shalinitai Vikhe Patil had discussion with teachers



Hon. Mrs. Shalinitai Vikhe Patil, Dr. K. T. V. Reddy, Hon. Mr. Bharat Ghogare watching students displayed work



Teacher of PRCA LONI addressing school students present for visiting exhibition



Students of various colleges visited exhibition



Students of various schools visited exhibition





Teachers of various schools visited exhibition.



Students of various schools visited exhibition



Rajiswani
**PRINCIPAL
Pravara Rural College of
Architecture, Loni**

| | | |
|--|--|---|
|  | Pravara Rural Education Society's |  |
| | Pravara Rural College Of Architecture, Loni | |
| | At. Post.: Loni Kd., Tal: Rahata, Dist.: Ahmednagar, M.S. - 413 736 | |
| | Tel: (02422) – 274295/96, Email ID: principalprca@yahoo.co.in Affiliated to Savitribai Phule Pune University (SPPU, Pune) (Id No. PU/AN/ARCH,51/1996) | |

DATE: 25/03/2019

2018-19

| 2019-20 | STUDENTS WORK ANNUAL EXHIBITION – REPORT |
|------------------------------------|--|
| Inaugurer and Chief Guest : | Dr. Amarjit Singh, New Delhi Dr. Nirmita Mehrotra, New Delhi Dr. Ashok Kolhe - C.E.O PRES, Dr. K. T. V. Reddy - Technical Director PRES |
| Faculty In charge: | Ar.Dipeeka Arbatti, Ar.Tejasweeni Gholap |
| Aim: | To provide a vibrant platform that showcases the ingenuity, creativity, and academic prowess of the budding architects. |
| Objectives : | i. Foster Industry Interaction: ii. Promote Sustainable Architecture iii. Engage the Community: iv. Strengthen College Reputation |
| Duration: | 1 Day |
| No. of students : | 85 |

Summary:

The architectural students' annual exhibition at Pravara Rural College of Architecture, Loni, for the academic year 2018-19, was a resounding success that garnered appreciation from esteemed guests and visitors. The exhibition was inaugurated by Dr. Amarjit Singh and Dr. Nirmita Mehrotra, distinguished personalities from New Delhi. The event was graced by the presence of Chief Guests Dr. Ashok Kolhe, CEO of PRES, and Dr. K. T. V. Reddy, Technical Director of PRES. The exhibition was expertly organized and executed under the guidance of faculty in charge, Ar. Dipeeka Arbatti, and Ar. Tejasweeni Gholap.

The exhibition showcased an impressive display of architectural projects, reflecting the students' exceptional talent, creativity, and dedication. The projects covered a wide spectrum of architectural design, encompassing sustainable practices, urban planning, heritage conservation, and futuristic concepts. The quality and conduct of the exhibition were highly appreciated by the guests, Dr. Amarjit Singh and Dr. Nirmita Mehrotra, who commended the college for its commitment to academic excellence.

The event witnessed a significant number of visitors, including students and teachers from surrounding schools. This provided an excellent opportunity for the students to receive valuable feedback and recognition from a diverse audience, further inspiring them in their architectural pursuits.

The aim of the students' annual exhibition at Pravara Rural College of Architecture, Loni, is to provide a vibrant platform that showcases the ingenuity, creativity, and academic prowess of the budding architects. Through this exhibition, we aspire to foster a culture of innovation, collaboration, and sustainable design thinking among our students. By presenting their diverse projects and ideas to a broader audience, we aim to inspire and engage the community, encouraging meaningful dialogue and appreciation for the transformative potential of architecture in shaping a better, more sustainable future.

Objectives of the Event:

Foster Industry Interaction: The presence of Dr. Ashok Kolhe and Dr. K. T. V. Reddy as Chief Guests provided students with an opportunity to interact with professionals from the architectural industry. This interaction offered valuable insights into the practical aspects of architecture and encouraged students to enhance their skills.

Promote Sustainable Architecture: The exhibition aimed to promote the significance of sustainable architecture by showcasing projects that integrated eco-friendly design principles. It inspired students to embrace environmentally conscious practices in their future projects.

Engage the Community: By opening the exhibition to students and teachers from surrounding schools, the event aimed to engage the local community and raise awareness about the college's architectural endeavors. It also provided an opportunity for the community to appreciate and support the students' creative endeavors.

Enhance Presentation and Communication Skills: The exhibition provided students with a platform to refine their presentation and communication skills. They were able to effectively articulate their design ideas and concepts to a diverse audience.

Strengthen College Reputation: The success of the exhibition added to the college's reputation and showcased its commitment to nurturing talent and excellence in architectural education.

The presence of Principal Rajeshwari Jagtap and distinguished architects like Ar. Anurag Doshi, Ar. Kapil Burhade, Ar. Pravin Jamdade, and Ar. Sonali Chaskar from PRCA further contributed to the event's significance and served as a source of inspiration for the students.

In conclusion, the architectural students' annual exhibition at Pravara Rural College of Architecture, Loni, in 2018-19, was a testament to the students' creativity, passion, and commitment to the field of architecture. The exhibition achieved its objectives, fostering a culture of innovation, collaboration, and academic excellence within the college and beyond. The appreciation from Dr. Amarjit Singh and Dr. Nirmita Mehrotra further validated the students' exceptional talent and the college's dedication to providing quality architectural education.



Welcome of council members Dr. Amarjit Singh and Dr. Nirmita Mehrotra in the presence of Dr. Ashok Kolhe-C.E.O PRES, Technical director Dr. K. T. V. Reddy, Principal Ar. Rajeshwari Jagtap



Dr. Nirmita Mehrotra looking at students work



Student from PRCA explaining drawings to Dr. Amarjit Singh



Dr. Nirmita Mehrotra looking at students work



Raiswani

**PRINCIPAL
Pravara Rural College of
Architecture, Loni**



LOKNETE. DR. BALASAHEB VIKHE PATIL
(PADMA BHUSHAN AWARDEE)
PRAVARA RURAL EDUCATION SOCIETY'S

**PRAVARA RURAL COLLEGE
OF ARCHITECTURE** **LONI**

Sadatpur Road, Loni Kd., Tal.: Rahata, Dist.: Ahmednagar 413 736, (M.S.)
Ph:(02422)274295 Email: principalprca@yahoo.co.in Web: www.pravaracoaloni.in
Affiliated to Savitribai Phule Pune University, Pune Id No. PU/AN/ARCH/51/1996
& Council of Architecture, New Delhi

SETTLEMENT TOUR



DATE: 07/06/2023

2022-23

| 2022-23 | SETTLEMENT TOUR AT ASHWI KHURD – REPORT |
|----------------------------|---|
| Faculty In charge: | Ar.Dipeeka Arbatti, Ar. Charuta Sonparote |
| Student Coordinator | Disha Hinduja |
| Aim: | To explore the village's history, building typology, building hierarchy, water supply, drainage system, and road networks. |
| Objectives : | i. Document History and Building Typology ii. Analyze Water Supply and Drainage Systems iii. Conduct Interviews iv. Draw Conclusions |
| Duration: | 3 Days |
| No. of students : | 10 |

Summary:

The study and settlement tour at Ashwi Khurd, conducted between 7th June 2023 and 9th June 2023, proved to be an enriching and insightful experience for the students and faculty of the architecture program. Led by faculty in charge Ar. Dipeeka Arbatti and Charuta Sonparote, the tour aimed to explore the village's history, building typology, building hierarchy, water supply, drainage system, and road networks.

Throughout the tour, the students engaged in meticulous documentation of the village's architectural heritage, studying the evolution of buildings, their functions, and their spatial relationships. The team focused on understanding the traditional architectural practices and techniques that have shaped Ashwi Khurd over time.

The study included a comprehensive interview process involving more than 50 residents of the village. These interviews provided invaluable insights into the village's social fabric, lifestyle, and cultural significance. The data collected from these interactions, along with the documented history of the buildings, formed the basis of an in-depth analysis.

The students also examined the water supply and drainage systems of the village, seeking to understand the sustainable and efficient techniques employed by the community. Additionally, the team explored the road networks, recognizing the village's urban planning and connectivity aspects. As part of the tour, the students had the opportunity to visit various temples and wadas from the Peshwa period. These historical landmarks provided a context for understanding the architectural influences that have shaped Ashwi Khurd's development. The aim of the study and settlement tour was to comprehensively explore the architectural heritage of Ashwi Khurd and understand its historical, social, and cultural significance. By delving into the village's past, the tour aimed to gain insights into the traditional architectural practices and sustainable urban planning that have contributed to the village's identity.

Objectives of the Study:

Document History and Building Typology: To document the historical evolution of buildings in Ashwi Khurd and analyze the typology that has been prevalent over the years.

Study Building Hierarchy: To understand the hierarchical organization of buildings within the village and how they contribute to its overall urban fabric.

Analyze Water Supply and Drainage Systems: To examine the traditional water supply and drainage systems in Ashwi Khurd and assess their efficiency and sustainability.

Explore Road Networks: To investigate the road networks and urban planning of the village, observing their impact on connectivity and accessibility.

Conduct Interviews: To engage with the local community through interviews, gathering information on social and cultural aspects that influence architectural patterns.

Draw Conclusions: To draw meaningful conclusions from the collected data and analysis, highlighting the architectural significance and potential areas for improvement in the context of contemporary challenges.

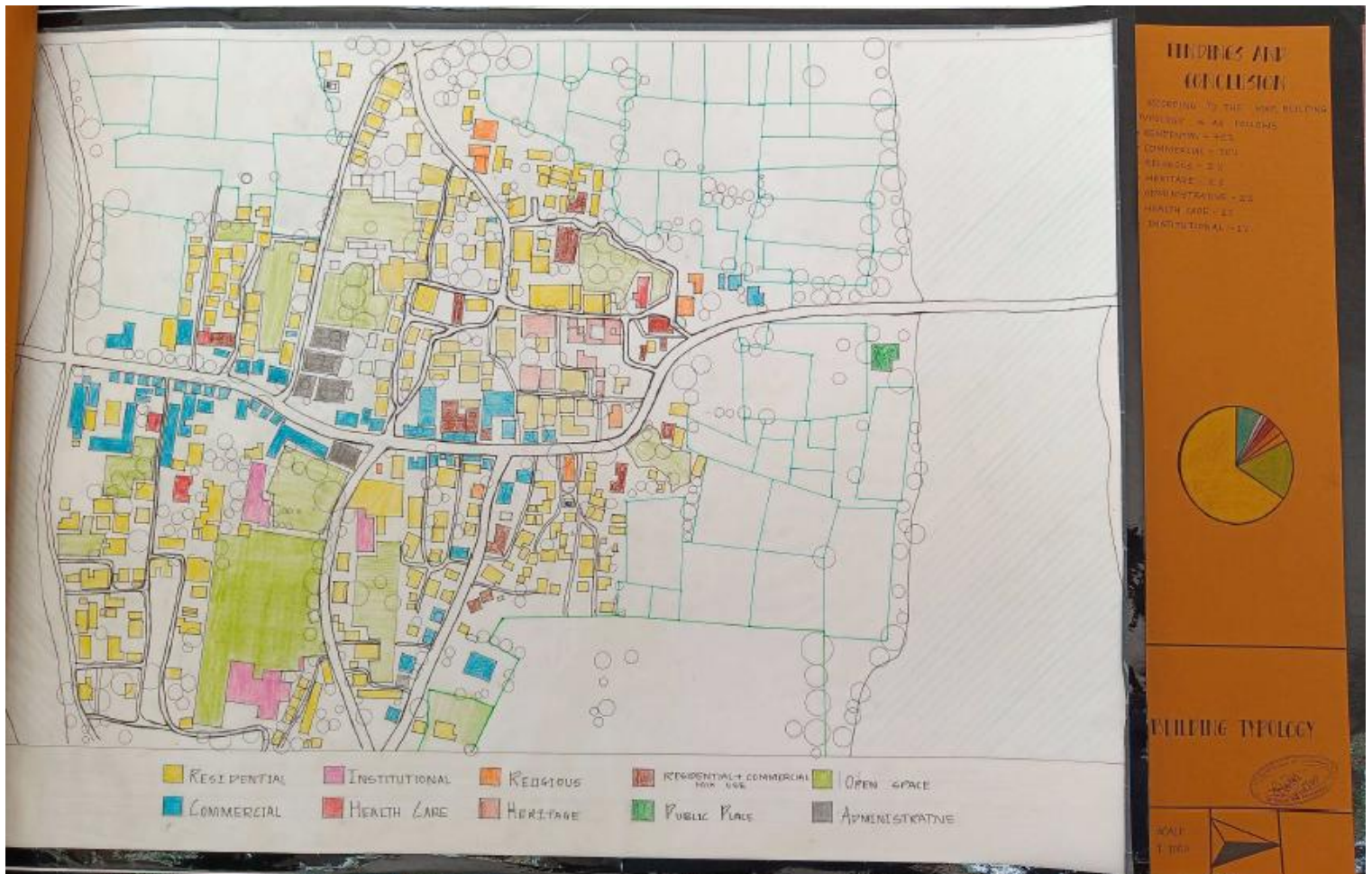
Overall, the study and settlement tour at Ashwi Khurd provided a comprehensive understanding of the village's architectural heritage and cultural context. The students' insights and analysis will contribute to preserving and appreciating the traditional practices while guiding future sustainable development in the area.



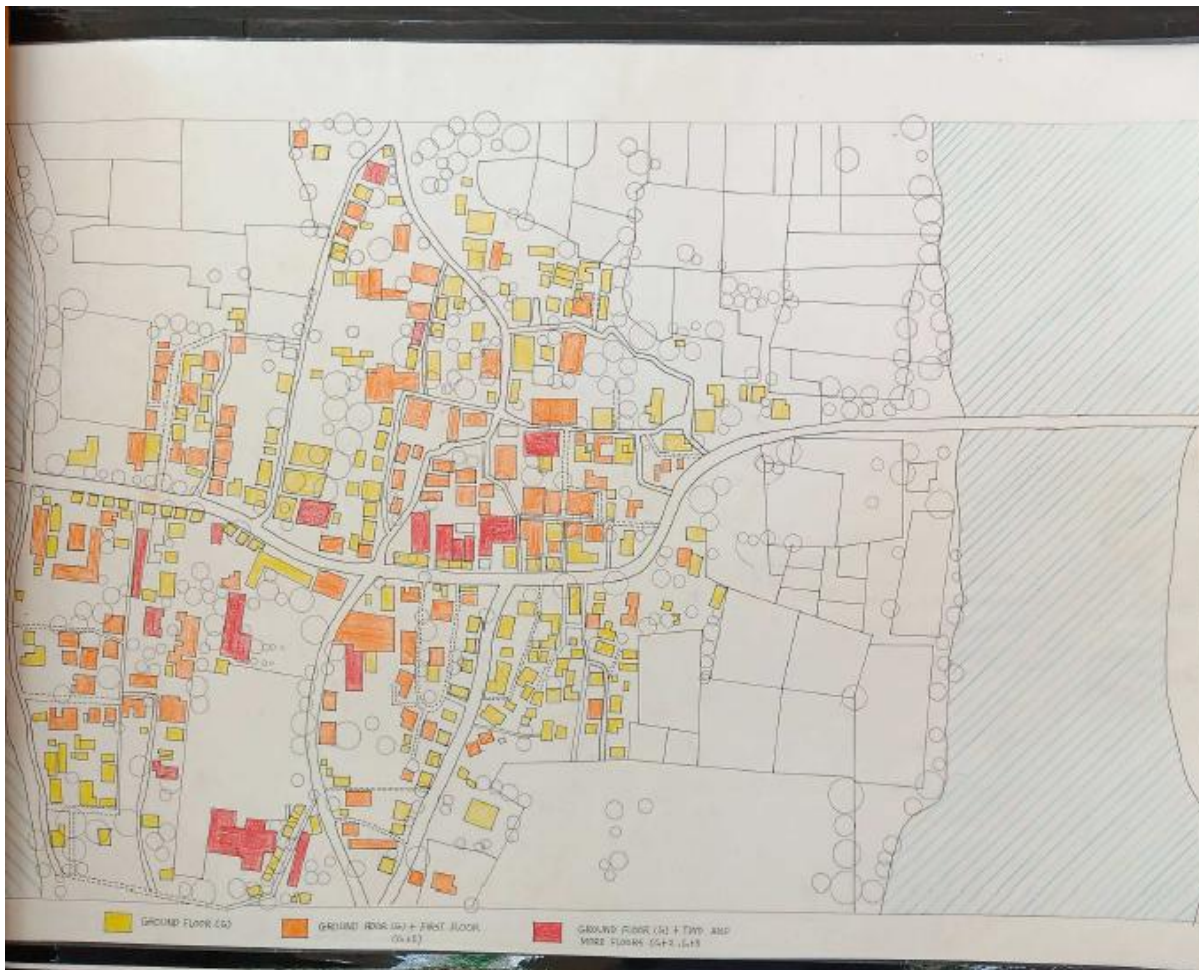
1. Students taking interview of shopkeeper



2. Students discussion with senior citizen of village for understanding history



3. Building typology map done by students



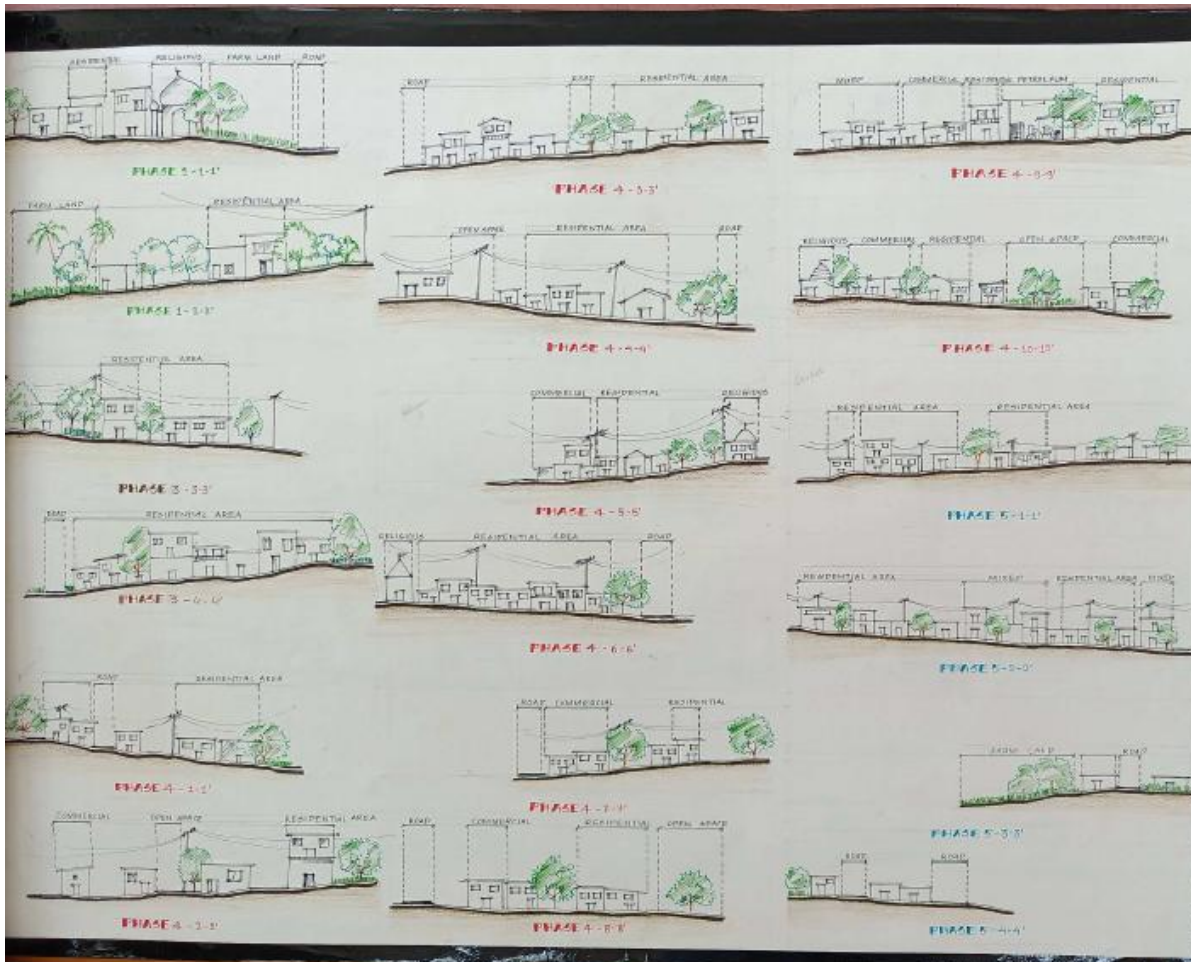
FINDINGS AND CONCLUSION

ACCORDING TO THE MAP, BUILDING HIERARCHY IS AN INVERSE GRADUAL TYPE BUILDINGS. COMPOSED OF TOTAL BUILDINGS, GROUND FLOOR (G) CONSIST OF 40% OF TOTAL BUILDINGS & HEIGHTY FLOOR, PLUS TWO (G+2) CONSIST OF 10% OF TOTAL BUILDINGS.

BUILDING HIERARCHY

SCALE 1:1000

4. Building Hierarchy map done by students



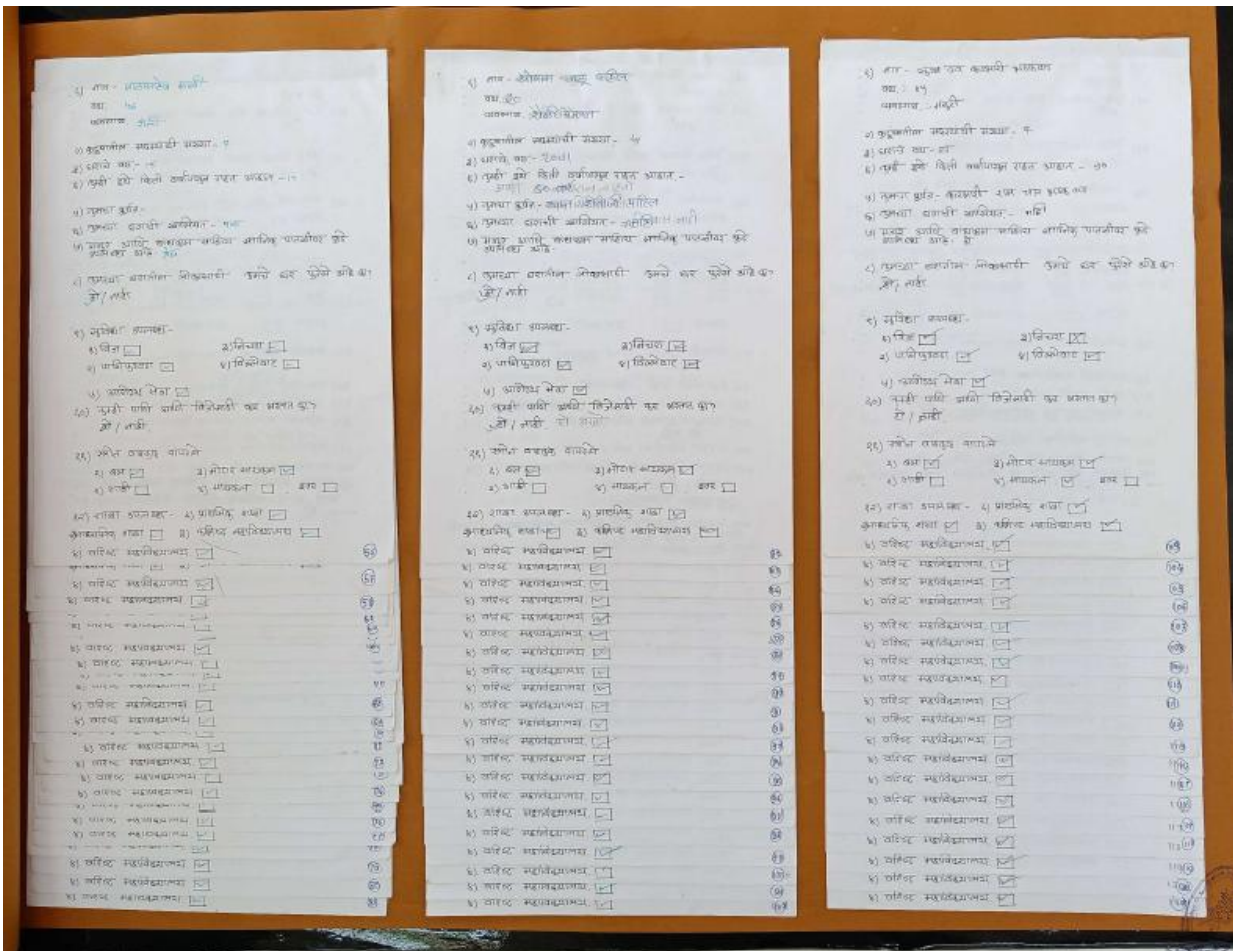
FINDINGS AND CONCLUSION

IN ADDITION, ACCORDING TO SECTIONS, WE NOTE THAT BUILDING HIERARCHY, HEIGHT, POSITIONS & STYLE ALL CHANGE FROM PHASE TO PHASE. PHASE 1 HAS ALL RESIDENTIAL AREA & PHASE 2 IS DEVELOPER'S HAS COMMERCIAL AREA, PHASE 3 AND 4 HAS COMMERCIAL & SCHOOLS, THIS DEVELOPMENT IS DERIVED FROM PHASE 1 TO PHASE 2 AND DEVELOPMENT WAS DERIVED FROM NEAR RIVER & DEVELOPMENT THEREAFTER.

SCHEMATIC SECTIONS

SCALE

5. Settlement sections done by students



6. Interviews conducted by students

| PARAMETERS | LEGENDS | PTE CHART | TEXT |
|---------------------------------------|--|-----------|---|
| 1. OVER ALL AREA OF THE HOUSES. | 1-10: 48-50, 21-30 11-20: 51-60, 31-40 21-30: 61-70, 41-50 31-40: 71-80, 51-60 41-50: 81-90, 61-70 51-60: 91-100, 71-80 | | ANCHOR MAP: AHWI KHURD IS THE VILLAGE WHERE THE MAIN CONSERVING HISTORY OF PESHWA PERIOD AS WE SAW THE VILLAGE NEARBY CONNECTED THROUGH MAIN ROAD DEPOT & PROVE THE GAME, THE HISTORY OF UNCONNECTED VILLAGES DENIES THE ROAD PASSING AHWI KHURD WAS THE IMPORTANT PART TO TRAVEL THIS TO BHAI THERE THEY CREATED WADGS FOR HORSES, THEY CREATED @TABLE. |
| 2. OVER ALL DISTANCE & DIM OF LIVING. | 0-10: 91-95, 81-85 11-20: 96-99, 86-90 21-30: 100-100, 90-100 31-40: 100-100, 90-100 | | SETTLEMENT EVOLUTION:- PHASE-I:- ALONG THE ROAD & AHWI SANAMNER ROAD PHASE-II:- DEVELOPMENT NEXT TO PHASE-I, II, ALONG AHWI SANAMNER ROAD PHASE-III:- NEXT TO PHASE I II ALONG AHWI SANAMNER ROAD PHASE-IV:- OPPOSITE TO PHASE I, II DURING SUGAR FACTORY DEVELOPMENT. PHASE-V:- DEVELOPMENT NEXT TO PHASE IV ALONG AHWI SANAMNER ROAD PHASE-VI:- DEVELOPMENT DUE TO LACK AGRICULTURAL LAND MAIN REASON. ALL PHASES ARE DEVELOPED ROAD BETWEEN ROAD & CANNAL. |
| 3. IS HOUSE IS ENOUGH FOR LIVING. | YES: 70-100 | | BUILDING HIERARPHY:- ACCORDING TO MAP BUILDING HIERARPHY IS AS FOLLOWS: GROUND FLOOR BUILDINGS CONSISTS 50% OF TOTAL BUILDINGS & 4th CONSIST OF 40% OF THE TOTAL BUILDINGS & 6th CONSIST OF 10% OF TOTAL BUILDINGS |
| 4. FACILITIES AVAILABLE. | ELECTRICITY: <input type="checkbox"/> HEALTH CARE RESOURCES: <input type="checkbox"/> WATER SUPPLY: <input type="checkbox"/> DISPOSAL: <input type="checkbox"/> DRAINAGE: <input type="checkbox"/> | | BUILDING TYPOLOGY:- ACCORDING TO THE MAP BUILDING TYPOLOGY IS AS FOLLOWS: RESIDENTIAL - 90% COMMERCIAL - 20% RELIGIOUS - 0% HERITAGE - 2% ADMINISTRATIVE - 0% HEALTH CARE - 2% INSTITUTIONAL - 2% |
| 5. TAXES. | YES: NO: <input type="checkbox"/> | | DRAINAGE & WATER RESOURCES, WATER SUPPLY:- WATER IS TRANSMITTED THROUGH ERDS, THE WATER SUPPLY IS THIS CARRIED OUT ALONG SIDE OF THE ROADS. WATER AVAILABLE IN EVERY HOUSE. ONLY BOREWELLS ARE AVAILABLE IN DEVELOPED AREAS. WATER SUPPLY & DRAINAGE IS CARRIED OUT BY UNDER GROUND CHANNELS. |
| 6. TRANSPORT. | BUS: <input type="checkbox"/> RICK: <input type="checkbox"/> CAR: <input type="checkbox"/> BICYCLE: <input type="checkbox"/> OTHER: <input type="checkbox"/> | | IMPORTANT HERITAGE:- CROPPING PATTERNS:- SUGARCANE FACTORY AFFECTED THE FLORA, FAUNA & ECOLOGY. SETTLEMENT:- SETTLEMENTS WERE MOSTLY ALONG THE RIVER. HERITAGE:- DESTROYED DUE TO LACK OF MAINTAINANCE & AVAILABILITY OF SKILLED WORKMAN SHAP. |
| 7. OCCUPING PATTERN. | SUGARCANE: <input type="checkbox"/> WHEAT: <input type="checkbox"/> COTTON: <input type="checkbox"/> ONION: <input type="checkbox"/> | | WHAT:- THE WHAT BUILT BY AHWI BAI HUKAR IS NOW GREATLY VANISHED. WATER SUPPLY- SUB CANAL, GOT VANISHED DUE TO NEW TECHNOLOGY. COMMUNITY:- THE TRADITIONAL BUSINESS OF OIL CHURKIDIA DUE TO LOW DEMAND & DEVELOPING TECHNOLOGY. |
| 8. DRAINAGE. | YES: NO: <input type="checkbox"/> | | SCHEMATIC SECTIONS:- IN AHWI, ACCORDING TO SECTIONS WE NOTE THAT BUILDING HIERARCHY, TYPOLOGY POSITIONS & STYLE ALL CHANGED FROM PHASE TO PHASE. PHASE I HAS ALL RESIDENTIAL AREA & PHASE 6 IS DEVELOPED & HAS COMMERCIAL AREA. PHASE 6 IS ALSO CONSIST OF HOSPITALS & SCHOOLS THIS DEVELOPMENT IS DESCRIBED FROM PHASE 6, THIS DEVELOPMENT IS NOT GENERATED FROM PHASE 6 DEVELOPED THEREAFTER. |
| 9. FESTIVALS. | HUNDI: <input type="checkbox"/> Y-MAS: <input type="checkbox"/> MUSLIM: <input type="checkbox"/> | | ANCHOR MAP:- THE ANCHOR MAP SHOWS CONSIST OF 10% OF ROADS CONSIST OF |
| 10. HEALTH CARE RESOURCES. | YES: NO: <input type="checkbox"/> | | |

7. Overall conclusion sheet done by students



PRINCIPAL
Pravara Rural College of
Architecture, Loni



LOKNETE DR. DALASANEER VINHE PATIL
(PADMA BHUSHAN AWARDEE)
PRAVARA RURAL EDUCATION SOCIETY'S
PRAVARA RURAL COLLEGE
OF ARCHITECTURE **LONI**


Sadatpur Road, Loni Kd., Tal.: Rahata, Dist.: Ahmednagar 413 736, (M.S.)
Ph (02422)274295 Email: principalprca@yahoo.co.in Web: www.pravaracoloni.com
Affiliated to Savitribai Phule Pune University, Pune Id No. PU/AN/ARCH/51/199
& Council of Architecture, New Delhi

FEEDBACK FORM

| ACADEMIC YEAR 22 - 23 | DATE 9.6.23 | | | |
|--|----------------|---------|------|-----------|
| EVENT SETTLEMENT STUDY AT ASHWI KHURD | | | | |
| CLASS FIRST YEAR | LOCATION Ashwi | | | |
| NAME OF STUDENT DISHA HINDUJA | | | | |
| QUESTIONS | POOR | AVERAGE | GOOD | EXCELLENT |
| 1. How was the overall organization of the case study/Site visit/Seminar/Workshop /Webinar | | | ✓ | |
| 2. How relevant was the contain discussed by the speaker during case study/Site visit/Seminar/Workshop /Webinar | | | | ✓ |
| 3. Duration given for case study/Site visit/Seminar/Workshop /Webinar | | | | ✓ |
| 4. How much the case study/Site visit/Seminar/Workshop /Webinar is useful from knowledge and information point of view | | | | ✓ |
| 5. Overall Conduct of the case study/Site visit/Seminar/Workshop /Webinar by the Speaker | | | | ✓ |
| 6. Overall Effectiveness of the case study/Site visit/Seminar/Workshop /Webinar | | | | ✓ |

Suggestions if any




PRINCIPAL
Pravara Rural College of
Architecture, Loni



Date: 25/02/2023

2022-23

| 2022-23 | SETTLEMENT STUDY AT GOA – REPORT |
|-----------------------------|--|
| Subject Teacher: | Ar. Sonali Chaskar, Ar. Tejaswini Gholap |
| Student Coordinator: | Yash Datir, Shravani Burhade |
| Topic: | Settlement Study, Measurement Drawing |
| Location: | Verem Locality in Panaji City in Goa State, India |
| Aim: | <input type="checkbox"/> To study region with which is different in terms of socio geographic characteristics than the place where the institute is located. <input type="checkbox"/> To understanding of the architecture of colonial and post- independence India. |
| Objectives: | <ul style="list-style-type: none">• To study socio-cultural aspects of verem village like lifestyle, culture, traditions, and their effect on architectural design etc.• To prepare graphical documentation covering details from whole to part including narratives, sketches, scale drawings, photographs etc.• To Measured drawing and digital documentation of any part or features of a building related to the course content studied.• To study the formal, structural, and stylistic aspects of measured building.• To study the developments in architecture of the post-medieval Western World as a result of the cultural, political, and economic contexts |
| Duration: | 6 Days 5 Nights (18-02-2023 to 24-02-2023) |
| No. Of Students: | 13 |

Summary:

The architecture of Goan Catholics bears a strong influence from both Portuguese and native Goan traditions, developed over the long period of Portuguese rule in India from the 1500s to 1961. During this era, many Catholic churches were built in the Portuguese Baroque style, reflecting the colonial influence. The Portuguese rulers encouraged a Portuguese aesthetic in architecture to integrate newly converted Goan Catholics into their culture, although the natives still retained some of their village roots, resulting in a cultural fusion that affected house design. This cultural amalgamation allowed Catholic Goans to travel freely and spread their architectural ideas worldwide.

Verem, a small village in North Goa, stands out as a boat building and fishing village. It boasts a Hindu tree shrine and an old fort known as the Reis Magos Fort, along with a beautiful church. The region offers an opportunity for students to study architecture in a socio-geographic context different from their institute's location.

The study tour aims to provide practical knowledge in addition to theoretical knowledge of architecture. It emphasizes learning through exploring and analyzing various architectural structures, considering culture, construction techniques, materials, practices, and architectural characteristics. The documentation of the study tour includes narratives, sketches, scale drawings, and settlement studies.

During the visit to Verem, students focused on mapping the village, studying streetscapes, and recording narratives through sketches. They conducted surveys covering land use, building typology, building age, socio-cultural aspects, and construction technology. The architecture of Verem reflects the colonial Portuguese style, and the students measured and documented a residential building constructed in 1865, influenced by this architectural tradition. This documentation included scale drawings, plans, elevations, sections, and details. The study also involved an exploration of elements of Portuguese colonial architecture, which the students documented through sketches and measurements. The study tour allowed students to understand how building construction integrates with materials and building services. They identified issues in the settlement and proposed possible interventions. In addition to Verem, the students visited various other architectural sites in Goa, such as the Kala Academy designed by Charles Correa, Nisha's Play School in a lush green valley, and the House of Goa Museum designed by Ar. Gerard da Chunna. These visits offered insights into different architectural styles, approaches, and design aims. Overall, the study tour provided students with a hands-on understanding of architecture beyond theoretical concepts. It offered an opportunity to explore diverse cultural influences and construction practices while appreciating the unique architectural identity of Goan Catholics.



1. Students are taking measurements of floor plans on site




2. Students measuring sizes of various architectural elements



3. Visit to Kala Academy



4. Students Interaction with House Owner



5. Visit to Nisha Play school



6. Students doing a survey and graphical documenting it on Survey maps



[Signature]
PRINCIPAL
Pravara Rural College of
Architecture, Loni



LONNETE DR. BALASAHEB VIKHE PATIL
(PADMA BHUSHAN AWARDEE)
PRAVARA RURAL EDUCATION SOCIETY'S
**PRAVARA RURAL COLLEGE
OF ARCHITECTURE** **LONI**


Sadatpur Road, Loni Kd., Tal.: Rahata, Dist.: Ahmednagar 413 736, (M.S)
Ph: (02422)274295 Email: principalprca@yahoo.co.in Web: www.pravaracoloni.org
Affiliated to Savitribai Phule Pune University, Pune Id No. PU/AN/ARCH/51/199
& Council of Architecture, New Dell

FEEDBACK FORM

| ACADEMIC YEAR | 2022-23 | DATE | 24.02.23 | | |
|--|--------------------------|----------|----------|-----------|--|
| EVENT | Settlement Study at Goa. | | | | |
| CLASS | Second year | LOCATION | Goa | | |
| NAME OF STUDENT | Pravin Fengang | | | | |
| QUESTIONS | POOR | AVERAGE | GOOD | EXCELLENT | |
| 1. How was the overall organization of the case study/Site visit/Seminar/Workshop /Webinar | | | | ✓ | |
| 2. How relevant was the content discussed by the speaker during case study/Site visit/Seminar/Workshop /Webinar | | | | ✓ | |
| 3. Duration given for case study/Site visit/Seminar/Workshop /Webinar | | | | ✓ | |
| 4. How much the case study/Site visit/Seminar/Workshop /Webinar is useful from knowledge and information point of view | | | | ✓ | |
| 5. Overall Conduct of the case study/Site visit/Seminar/Workshop /Webinar by the Speaker | | | | ✓ | |
| 6. Overall Effectiveness of the case study/Site visit/Seminar/Workshop /Webinar | | | | ✓ | |

Suggestions if any NO suggestions




PRINCIPAL
Pravara Rural College of
Architecture, Loni



Date: 11/04/2022

2021-22

| 2021-22 | SETTLEMENT STUDY AT PALASHI VILLAGE- REPORT |
|-----------------------------|---|
| Teacher coordinator: | Ar.Kapil Burhade, Ar. Ashwini Gholap |
| Student Coordinator: | Miss. Shruti Chavhan, Mr. Yash Datir |
| Aim: | To comprehensively understand the role of socio cultural and geographical factors in shaping of rural settlements and architecture. |
| Objectives | <ol style="list-style-type: none">Study and analysis of a rural settlement near Ahmednagar city.Study Culture and architecture of the settlement with respect to lifestyle, climate & social structure etc.Prepare the measure drawing of any typical structure of the settlement to understand the typologyPrepare the land use mapping of the settlement to understand the social structure. |
| Date: | 11/04/2022 to 13/04/2022 |
| Duration: | 07:00 AM to 07:30PM |
| No Of Participants: | 13 |

Summary:

The settlement tour at Palashi proved to be a fascinating exploration of a traditional village in the Ahmednagar District of Maharashtra, India. The main objective of the study was to understand the village's existing settlement and its evolution since its inception, along with the activities and cultural background of its native people.

Palashi is a village located in the Parner Taluka, surrounded by other nearby villages and cities such as Rahuri, Sangamner, Ahmednagar, and Shirampur. It holds significant historical importance as the village of Holkar's Diwan Ramji Yadav-Kamble Palashikar, whose son Anandrao Palashikar won the Battle of Panipat. The village received recognition due to its historical architecture, which includes the renowned Vitthal Rahi Rakhumai Temple.

The Vitthal Rahi Rakhumai Temple serves as the major attraction of Palashi. It is situated outside the Bhuikota near the south gate, encompassed by fortified structures. The temple follows the Nagar style of architecture, consisting of sabhamandap and gabhara. The temple's walls are adorned with intricate stone-carved sculptures, making it a remarkable sight.

During the settlement tour, students studied the traditional houses and temples in the village. The temple's assembly hall impressed with its 18 stone-carved pillars and idols of Ganapati, Bhairav, Riddhi-Siddhi, and 64 yoginis at the entrance. The idol of Vitthal inside the temple is believed to be carved from Shaligram stone and is accompanied by marble idols of Rahi and Rakhumai. The temple also features carvings of the Dashavatar of Lord Vishnu and Shivilings.

The study allowed students to gain insights into the village's architectural heritage and understand how human settlement represents the socio-cultural life of the native people. Exploring the traditional houses and temples provided valuable practical knowledge, complementing the theoretical understanding of architecture.

In conclusion, the settlement tour at Palashi offered an engaging and informative experience, unraveling the historical and cultural significance of the village's architecture. The exploration of the Vitthal Rahi Rakhumai Temple and other traditional structures provided students with a deeper understanding of the region's architectural heritage and its link to the socio-cultural life of the native people.



1. Teachers guiding students while working on map



2. Students working on measure drawing



3. Students working on measure drawing



4. Students taking measurements of structure




PRINCIPAL
Pravara Rural College of
Architecture, Loni



LOKNETE. DR. BALASAHEB VIKHE PATIL
(PADMA BHUSHAN AWARDEE)
PRAVARA RURAL EDUCATION SOCIETY'S
**PRAVARA RURAL COLLEGE
OF ARCHITECTURE LONI**


Sadatpur Road, Loni Kd., Tal.: Rahata, Dist.: Ahmednagar 413 736, (M.S)
Ph:(02422)274295 Email: principalprca@yahoo.co.in Web: www.pravaracoaloni.i
Affiliated to Savitribai Phule Pune University, Pune Id No. PU/AN/ARCH/51/199
& Council of Architecture, New Dell

FEEDBACK FORM

| ACADEMIC YEAR 2021-22 | DATE 13/04/2022 | | | |
|--|-----------------|---------|------|-----------|
| EVENT Settlement study at Palshi | | | | |
| CLASS F.Y. | LOCATION Palshi | | | |
| NAME OF STUDENT Tanmay Chaudhan | | | | |
| QUESTIONS | POOR | AVERAGE | GOOD | EXCELLENT |
| 1. How was the overall organization of the case study/Site visit/Seminar/Workshop /Webinar | | | ✓ | |
| 2. How relevant was the contain discussed by the speaker during case study/Site visit/Seminar/Workshop /Webinar | | | | ✓ |
| 3. Time given for case study/Site visit/Seminar/Workshop /Webinar | | | ✓ | |
| 4. How much the case study/Site visit/Seminar/Workshop /Webinar is useful from knowledge and information point of view | | | ✓ | |
| 5. Duration given for case study/Site visit/Seminar/Workshop /Webinar | | | | ✓ |
| 6. Overall Conduct of the case study/Site visit/Seminar/Workshop /Webinar by the Speaker | | | | |
| 7. Overall Effectiveness of the case study/Site visit/Seminar/Workshop /Webinar | | | | |

Suggestions if any




PRINCIPAL
Pravara Rural College of
Architecture, Loni



1/04/2022

2021-22

| 2021-22 | SETTLEMENT STUDY AT PUNTAMBA- REPORT |
|-----------------------------|---|
| Teacher coordinator: | Ar.Pravin Jamdade, Ar.Tejasweeni Gholap, Ar. Charuta Sonparote |
| Student Coordinator: | Amey Gadekar, Rachna Deshmukh |
| Aim: | To aid students to acquire basic knowledge of the Architecture of the Semi-Urban settlement of Puntamba. Study tour emphasizes learning that enables learners to explore Culture, Construction Techniques, Material applications, Construction practices, Architectural Characteristics, Features, etc. |
| Objectives | <ul style="list-style-type: none">To study semi-urban settlement to acquire a greater understanding by providing insights into Architectural styles, Social, economic, political and cultural life of Puntamba.To prepare graphical documentation covering details from whole to part including narratives, sketches, scale drawings, photographs etc. |
| Date: | 1/04/2022 to 3/04/2022 |
| Duration: | 07:00 AM to 07:30PM |
| No Of Participants: | 27 |

Summary:

The settlement study at Puntamba was organized to provide students with a comprehensive understanding of the architecture and socio-cultural life of this semi-urban settlement. The study tour aimed to enable learners to explore various aspects such as culture, construction techniques, material applications, construction practices, architectural characteristics, and features prevalent in Puntamba.

The main objectives of the study were as follows:

Acquiring Basic Knowledge: The tour aimed to equip students with fundamental knowledge of the architecture of semi-urban settlements, specifically focusing on Puntamba. This knowledge would provide a strong foundation for their future architectural endeavors.

Exploring Architectural Styles: The study tour sought to provide insights into the architectural styles that have influenced the buildings in Puntamba. By studying the buildings, students could appreciate the diverse design elements used in the settlement. Understanding Social, Economic, Political, and Cultural Life: The study tour aimed to delve into the social, economic, political, and cultural aspects of Puntamba. This understanding would help students comprehend how these factors have shaped the settlement's architectural development.

Graphical Documentation: Students were encouraged to prepare detailed graphical documentation of Puntamba's architectural features. This documentation included narratives, sketches, scale drawings, photographs, and other visual representations that captured the essence of the settlement's architecture.

The teacher coordinators, Ar. Pravin Jamdade, Ar. Tejasweeni Gholap, and Ar. Charuta Sonparote, played a crucial role in guiding the students throughout the study tour. Their expertise and guidance ensured that the students gained valuable insights into the architecture and socio-cultural aspects of Puntamba.

Amey Gadekar, as the student coordinator, played a pivotal role in organizing and coordinating the activities during the study tour. Their efforts facilitated a smooth and productive learning experience for all participating students.

Overall, the settlement study at Puntamba provided an enriching opportunity for students to immerse themselves in the architectural heritage and cultural life of this semi-urban settlement. The tour's emphasis on graphical documentation and exploration of various aspects enabled students to gain a comprehensive understanding of the place and its significance in the realm of architecture.



1 Students locating existing buildings on a map to survey the same




2 Students doing a survey and graphical documenting it on Survey maps



3 Students measuring sizes of various architectural elements of Traditional 'WADA' houses



4. Students compiling and finishing graphical documentation work at end of the day



5. Students measuring sizes of various architectural elements of mixed-use Traditional buildings



Signature
PRINCIPAL
Pravara Rural College of
Architecture, Loni

PRAVARA RURAL COLLEGE OF ARCHITECTURE, LONI
EVENT ATTENDANCE SHEET

Academic Year: 2021-22

Date: 1/4/22
3/4/22

Event: Settlement study tour at Puntamba

Host: Ar. Pravin Jandade
Ar. Charudhan Jandade
Ar. Tejaswini Ghole

Mobile: 7709684074

Organisation: P.R.C.A. Loni

| no | Student Name | Signature | no | Student Name | Signature |
|-----|-------------------|-------------|----|--------------|-----------|
| 1. | Titika Kondekar | [Signature] | | | |
| 2. | Sakshi Kapile | [Signature] | | | |
| 3. | Javange Pratiksha | [Signature] | | | |
| 4. | Ankang. Herkar | [Signature] | | | |
| 5. | Amey Gondekar | [Signature] | | | |
| 6. | Vishal Dighe | [Signature] | | | |
| 7. | Pratiksha Bhakane | [Signature] | | | |
| 8. | Pratmesh Ralt | [Signature] | | | |
| 9. | Amrisha Salkh | [Signature] | | | |
| 10. | Aditya Shrivare | [Signature] | | | |
| 11. | Arpit Linkey | [Signature] | | | |
| 12. | Amali Ublu | [Signature] | | | |
| 13. | Ritujawanunh | [Signature] | | | |
| 14. | Samudni Shelke | [Signature] | | | |
| 15. | Pranali Mibe | [Signature] | | | |
| 16. | Pratiksha Tikande | [Signature] | | | |
| 17. | Amrisha Phang | [Signature] | | | |
| 18. | Pratiksha | [Signature] | | | |
| 19. | Prema Chauhan | [Signature] | | | |
| 20. | Saurabh Chauhan. | [Signature] | | | |
| 21. | Yashraj Deshmukh | [Signature] | | | |
| 22. | Ritika Dighe | [Signature] | | | |
| 23. | Rachna Deshmukh | [Signature] | | | |
| 24. | Vashnavi Bhor | [Signature] | | | |
| 25. | Shraddha Balin | [Signature] | | | |
| 26. | Chetan Jadhav | [Signature] | | | |
| 27. | Aditya Adhav | [Signature] | | | |



[Signature]
PRINCIPAL
Pravara Rural College of
Architecture, Loni



LOKNETE DR. BALASAHEB VIKHE PATIL
(PADMA BHUSHAN AWARDEE)
PRAVARA RURAL EDUCATION SOCIETY'S
PRAVARA RURAL COLLEGE
OF ARCHITECTURE **LONI**

Sadatpur Road, Loni Kd., Tal.: Rahata, Dist.: Ahmednagar 413 736, (M.S)
Ph:(02422)274295 Email: principalprca@yahoo.co.in Web: www.pravaracoloni.in
Affiliated to Savitribai Phule Pune University, Pune Id No. PU/AN/ARCH/51/199
& Council of Architecture, New Dell



FEEDBACK FORM

| ACADEMIC YEAR | 2020-22 | DATE | 3/4/22 | |
|--|------------------------------|----------|----------|-----------|
| EVENT | Settlement Study at Pantamba | | | |
| CLASS | 2 nd year | LOCATION | Pantamba | |
| NAME OF STUDENT | Vaishnavi Bhos | | | |
| QUESTIONS | POOR | AVERAGE | GOOD | EXCELLENT |
| 1. How was the overall organization of the case study/Site visit/Seminar/Workshop /Webinar | | | | ✓ |
| 2. How relevant was the content discussed by the speaker during case study/Site visit/Seminar/Workshop /Webinar | | | ✓ | |
| 3. Duration given for case study/Site visit/Seminar/Workshop /Webinar | | | | ✓ |
| 4. How much the case study/Site visit/Seminar/Workshop /Webinar is useful from knowledge and information point of view | | | | ✓ |
| 5. Overall Conduct of the case study/Site visit/Seminar/Workshop /Webinar by the Speaker | | | | ✓ |
| 6. Overall Effectiveness of the case study/Site visit/Seminar/Workshop /Webinar | | | ✓ | |

Suggestions if any



PRINCIPAL
Pravara Rural College of
Architecture, Loni

| | | |
|---|--|--|
|  | Pravara Rural Education Society's |  |
| | Pravara Rural College Of Architecture, Loni | |
| | At. Post.: Loni Kd., Tal: Rahata, Dist.: Ahmednagar, M.S. - 413 736 | |
| | Tel: (02422) – 274295/96, Email ID: principalprca@yahoo.co.in Affiliated to Savitribai Phule Pune University (SPPU, Pune) (Id No. PU/AN/ARCH,51/1996) | |

DATE: 07/06/2023

2019-20

| 2019-20 | SETTLEMENT STUDY AT MAHESHWAR- REPORT |
|-----------------------------|---|
| Teacher coordinator: | Ar.Dipeeka Arbatti, Ar. Ashwini Gholap |
| Student Coordinator: | Anuj Rabade, Abhijeet Zirape |
| Aim: | The settlement study conducted at Maheshwar aimed to comprehensively explore and understand the history, culture, and heritage of the region |
| Objectives | <ul style="list-style-type: none"> i. Historical and Cultural Exploration ii. Documentation of Maheshwar Fort iii. Weaver Colony Assessment: iv. Cluster Planning v. Section Elevations and Service Layout |
| Date: | 11/04/2022 to 13/04/2022 |
| Duration: | 07:00 AM to 07:30PM |
| No Of Participants: | 33 |

Summary:

The settlement study conducted at Maheshwar aimed to comprehensively explore and understand the history, culture, and heritage of the region. The study sought to document the unique Maheshwar Fort and its associated viewers' colony while also developing a cluster plan for the settlement. The ultimate objective was to create section elevations, service layouts, and other essential components that would contribute to the preservation and sustainable development of the area.

Objectives:

Historical and Cultural Exploration: The study involved students conducting in-depth research on the history and cultural significance of Maheshwar. They delved into its rich past, traditional practices, and customs to appreciate the community's roots and values.

Documentation of Maheshwar Fort: The students undertook extensive documentation of the Maheshwar Fort, capturing its architectural features, layout, and historical importance. This documentation was vital in conserving the fort's heritage and ensuring its long-term preservation.

Weaver Colony Assessment: The student team examined the Weavers' colony surrounding the Maheshwar Fort. They studied the infrastructure, socio-economic conditions, and patterns of habitation to gain insights into the community's way of life.

Cluster Planning: A significant aspect of the study was the development of a cluster plan for the settlement. The students designed an optimal arrangement for housing and infrastructure to promote a sustainable and efficient living environment while respecting the historical context.

Section Elevations and Service Layout: The study included creating section elevations and service layouts for the proposed cluster plan. This provided a visual representation of the settlement's design, ensuring that it aligns with the unique needs and requirements of the community.

The settlement study at Maheshwar yielded several important outcomes:

Preservation of Heritage: Through the detailed documentation of Maheshwar Fort and its surroundings, the study contributed to the preservation of the region's historical and cultural heritage. This documentation would serve as a valuable resource for future restoration and conservation efforts.

Sustainable Development: The cluster plan designed by the student team aimed at promoting sustainable development practices. By considering environmental factors, traditional architecture, and community needs, the plan facilitated responsible growth and minimized negative impacts on the area.

Improved Infrastructure: The development of service layouts and section elevations allowed for the implementation of improved infrastructure in the settlement. This would enhance the overall quality of life for the residents and visitors while respecting the region's unique identity.

Enhanced Understanding: The study provided students with a deep understanding of settlement planning, historical preservation, and cultural appreciation. It also honed their skills in architectural documentation and community-based design, enriching their knowledge and professional capabilities.

In conclusion, the settlement study at Maheshwar, conducted under the guidance of Teacher Coordinators Ar. Dipeeka Arbatti and Ar. Ashwini Gholap, and Student Coordinators Anuj Rabade and Abhijeet Zirape, has been a valuable endeavor that contributed to the preservation, sustainable development, and cultural appreciation of the region. The outcomes of this study would serve as a stepping stone towards a more holistic and thoughtful approach to architecture and urban planning.



1. Students discussing with weaver and understanding the art of weaving



2. Students taking measurements of Weavers houses



3. Students taking measurements of streets of cluster




4. Guide explaining importance of historic structure visited during study



5. Guide explaining importance of historic structure visited during study





6. Student taking measurements of individual houses



8. Handmade Settlement tour report made by students



Raisleswari
PRINCIPAL
Pravara Rural College of
Architecture, Loni

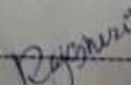
| | | |
|---|--|---|
|  | Pravara Rural Education Society's |  |
| | Pravara Rural College Of Architecture, Loni | |
| | At. Post.: Loni Kd., Tal: Rahata, Dist.: Ahmednagar, M.S. - 413 736 | |
| | Tel: (02422) – 274295/96, Email ID: principalprca@yahoo.co.in Affiliated to Savitribai Phule Pune University (SPPU, Pune) (Id No. PU/AN/ARCH,51/1996) | |



FEEDBACK FORM

| ACADEMIC YEAR | 2019 - 20 | | DATE | 30.01.20 | |
|--|-----------------------------|---------|----------|-----------|--|
| EVENT | Seminar Study at Maheshwar. | | | | |
| CLASS | 1st | | LOCATION | Maheshwar | |
| NAME OF STUDENT | Prema bawkar. | | | | |
| QUESTIONS | POOR | AVERAGE | GOOD | EXCELLENT | |
| 1. How was the overall organization of the case study/Site visit/Seminar/Workshop /Webinar | | | | / | |
| 2. How relevant was the contain discussed by the speaker during case study/Site visit/Seminar/Workshop /Webinar | | | | / | |
| 3. Duration given for case study/Site visit/Seminar/Workshop /Webinar | | | / | | |
| 4. How much the case study/Site visit/Seminar/Workshop /Webinar is useful from knowledge and information point of view | | | / | | |
| 5. Overall Conduct of the case study/Site visit/Seminar/Workshop /Webinar by the Speaker | | | / | | |
| 6. Overall Effectiveness of the case study/Site visit/Seminar/Workshop /Webinar | | | | / | |

Suggestions if any _____




 RAJESHWAR
 PRINCIPAL
 Pravara Rural College of
 Architecture, Loni

| | | |
|--|--|---|
|  | Pravara Rural Education Society's |  |
| | Pravara Rural College Of Architecture, Loni | |
| | At. Post.: Loni Kd., Tal: Rahata, Dist.: Ahmednagar, M.S. - 413 736 | |
| | Tel: (02422) – 274295/96, Email ID: principalprca@yahoo.co.in Affiliated to Savitribai Phule Pune University (SPPU, Pune) (Id No. PU/AN/ARCH,51/1996) | |

DATE: 16/12/2018

2018-19

| 2018-19 | SETTLEMENT STUDY AT AMBA GHAT- REPORT |
|-----------------------------|---|
| Teacher coordinator: | Ar.Dipeeka ArAr. Ashwini batti, Gholap |
| Student Coordinator: | Ruchita Gharte, Apeksha Aher |
| Aim: | The settlement study at Amba Ghat aimed to conduct a comprehensive exploration of the region's rural settlements, specifically focusing on Kemburniwadi and Gelwade village clusters. |
| Objectives | <ul style="list-style-type: none"> i. Documentation and Measurement: ii. Road Sections Study: iii. Historical and Cultural Exploration iv. Comprehensive Documentation: |
| Date: | 16/12/2018 to 21/12/2018 |
| Duration: | 07:00 AM to 07:30PM |
| No Of Participants: | 29 |

Summary:

The settlement study at Amba Ghat aimed to conduct a comprehensive exploration of the region's rural settlements, specifically focusing on Kemburniwadi and Gelwade village clusters. The study sought to document and measure these settlements while also studying the road sections connecting them. Moreover, it aimed to delve into the history and culture of these villages, understanding their traditional practices and customs.

Objectives:

Documentation and Measurement: The primary objective of the study was to document and measure the Kemburniwadi and Gelwade village clusters. Students conducted detailed surveys and analysis of the settlements' layout, architecture, and spatial organization to gain insights into the local living patterns.

Road Sections Study: Another crucial objective was to study the road sections connecting the villages. Students assessed the road infrastructure, conditions, and accessibility, which played a significant role in understanding the villages' connectivity and the potential for transportation improvements.

Historical and Cultural Exploration: The settlement study included an exploration of the history and culture of Kemburniwadi and Gelwade villages. Students researched the traditions, customs, and societal practices to appreciate the community's roots and the factors influencing settlement development.

The settlement study at Amba Ghat resulted in several important outcomes:

Comprehensive Documentation: The study provided detailed documentation of the Kemburniwadi and Gelwade village clusters. This documentation served as a valuable resource for understanding the spatial layout and architectural heritage of the settlements, which could aid in future preservation and development efforts.

Spatial Analysis: By measuring and analyzing the villages' spatial organization, the study revealed valuable insights into the settlements' growth patterns and their relationship with the surrounding landscape. This analysis could inform future urban planning and infrastructure development strategies.

Road Infrastructure Assessment: The study's examination of road sections helped identify areas for improvement in transportation infrastructure. This information could be utilized by local authorities to enhance road connectivity and accessibility, benefiting the communities residing in these rural areas.

Cultural Understanding: Through the exploration of history and culture, students gained a deeper understanding of the local communities' way of life, their traditions, and their relationship with the environment. This cultural understanding fosters empathy and appreciation for the villagers' heritage.

Holistic Learning Experience: Participating in this settlement study provided students with hands-on experience in conducting surveys, documentation, and spatial analysis. It also encouraged interdisciplinary learning, integrating architectural, cultural, and urban planning aspects.

In conclusion, the settlement study at Amba Ghat, guided by Teacher Coordinators Ar. Dipeeka Arbatti and Ar. Ashwini Gholap, along with Student Coordinators Ruchita Gharte and Apeksha Aher, has been a valuable endeavor that shed light on the rural settlements' history, culture, and spatial dynamics. The outcomes of this study will contribute to the sustainable development and preservation of the villages, fostering a deeper connection between architecture and community.



1. Students taking measurements of clusters



2. Students discussing on collected measurements



3. Students sketching existing architectural characters



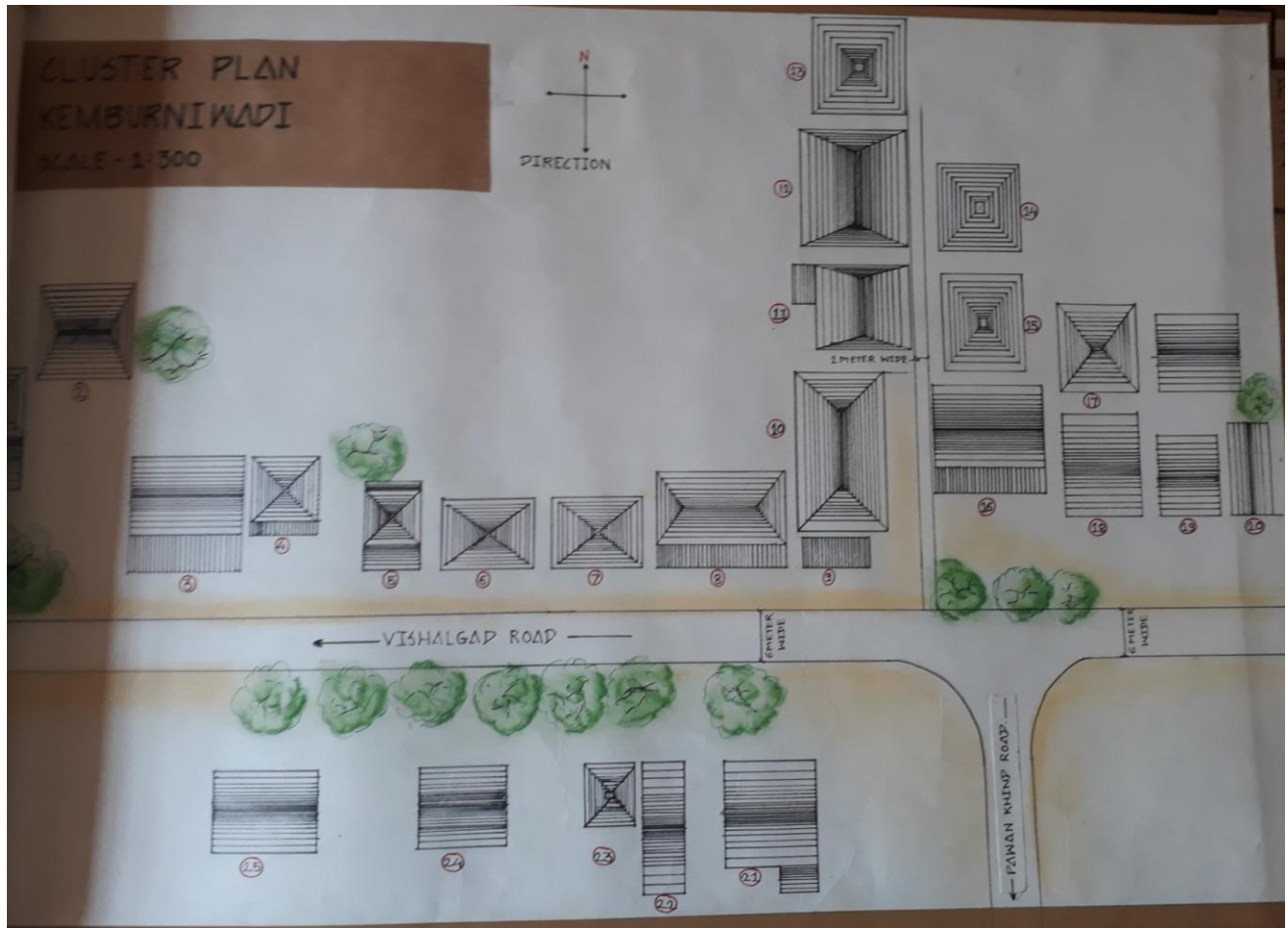
4. Guide explaining importance of historic structure visited during study



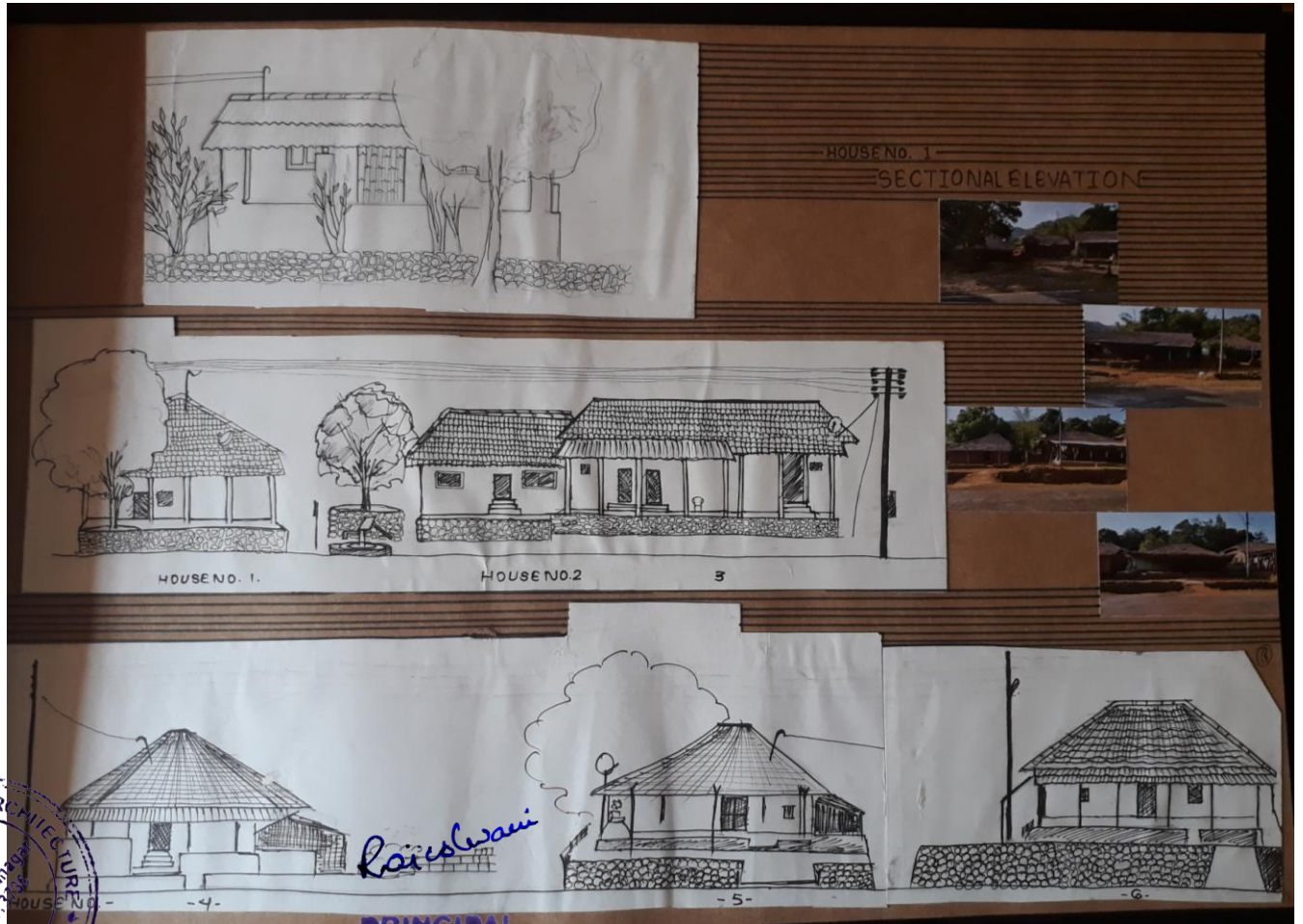
5. Students drafting measurement drawings



6. Students sketching existing architectural characters





7. Cluster plan of studied settlements



PRINCIPAL
Pravara Rural College of
Architecture, Loni

8. Road sections of collected settlements



| | | |
|---|--|---|
|  | Pravara Rural Education Society's |  |
| | Pravara Rural College Of Architecture, Loni | |
| | At. Post : Loni Kd., Tal. Rahata, Dist. Ahmednagar, M.S. - 413 736 | |
| | Tel: (02422) - 274295/96, Email ID: principalprca@yahoo.co.in Affiliated to Savitribai Phule Pune University (SPPU, Pune) (Id No. PU/AN/ARCH,51/1996) | |

FEEDBACK FORM

| ACADEMIC YEAR <u>2018-19</u> | DATE <u>21-12-18</u> | | | |
|---|--------------------------|---------|------|-----------|
| EVENT <u>Settlement tour at amba Ghat</u> | | | | |
| CLASS <u>First Year</u> | LOCATION <u>Ambaghat</u> | | | |
| NAME OF STUDENT <u>Pranav Pakhle.</u> | | | | |
| QUESTIONS | POOR | AVERAGE | GOOD | EXCELLENT |
| 1. How was the overall organization of the case study/Site visit/Seminar/Workshop /Webinar | | | | ✓ |
| 2. How relevant was the contain discussed by the speaker during case study/Site visit/Seminar/Workshop /Webinar | | | ✓ | |
| 3. Duration given for case study/Site visit/Seminar/Workshop /Webinar | | | ✓ | |
| 4. How much the case study/Site visit/Seminar/Workshop /Webinar is useful from knowledge and information point of view | | | ✓ | 4/4 |
| 5. Overall Conduct of the case study/Site visit/Seminar/Workshop /Webinar by the Speaker | | | ✓ | |
| 6. Overall Effectiveness of the case study/Site visit/Seminar/Workshop /Webinar | | | | ✓ |



Suggestions if any _____



Rajeshki

PRINCIPAL

Pravara Rural College of
Architecture, Loni

| | | |
|--|--|---|
|  | Pravara Rural Education Society's |  |
| | Pravara Rural College Of Architecture, Loni | |
| | At. Post.: Loni Kd., Tal: Rahata, Dist.: Ahmednagar, M.S. - 413 736 | |
| | Tel: (02422) – 274295/96, Email ID: principalprca@yahoo.co.in Affiliated to Savitribai Phule Pune University (SPPU, Pune) (Id No. PU/AN/ARCH,51/1996) | |

DATE: 25/12/2018

2018-19

| 2018-19 | SETTLEMENT STUDY AT JUNNAR - REPORT |
|-----------------------------|--|
| Teacher coordinator: | Ar.Pravin Jamdade, Ar.Tejasweeni Gholap, Ar.Abhijeet Shinde |
| Student Coordinator: | Dimpal Patel, Ashok Chepte |
| Aim: | The settlement study conducted at Junnar aimed to comprehensively analyze and understand the core area of the town. |
| Objectives | <ul style="list-style-type: none"> i. Documentation of Core Area ii. Land Use Mapping iii. Building Height Analysis iv. Building Typology Mapping v. Open Built Space Mapping: vi. Measurement Drawing of Historic Tomb: |
| Date: | 25/12/2018 to 27/12/2018 |
| Duration: | 07:00 AM to 07:30PM |
| No Of Participants: | 30 |

Summary:

The settlement study conducted at Junnar aimed to comprehensively analyze and understand the core area of the town. The primary objective was to document and study various aspects of the settlement, including its land use, building heights, typology, and open built spaces. Additionally, the study involved conducting measurement drawings of a historic tomb to contribute to the preservation and appreciation of the town's heritage.

Documentation of Core Area: The main objective was to document the core area of Junnar town. Students conducted detailed surveys and mapping exercises to gather data on the existing built environment, streets, landmarks, and open spaces.

Land Use Mapping: The study involved creating a land use map of the core area, which provided valuable insights into the distribution of various land uses such as residential, commercial, industrial, and public spaces.

Building Height Analysis: Students analyzed the building heights in the core area to understand the urban fabric's density and the overall visual impact of the town.

Building Typology Mapping: Another key objective was to create a building typology map, categorizing different architectural styles and building types found within the settlement.

Open Built Space Mapping: The study involved mapping the distribution and quality of open built spaces, including parks, squares, and public gathering areas, to assess the accessibility and usability of such spaces.

Measurement Drawing of Historic Tomb: The students conducted measurement drawings of a historic tomb, contributing to its documentation and preservation efforts.

The settlement study at Junnar yielded several important outcomes:

Comprehensive Documentation: The study provided detailed documentation of Junnar's core area, creating a valuable repository of information for urban planners, architects, and historians.

Urban Analysis: The various maps, including land use, building height, and building typology maps, allowed for a thorough urban analysis, revealing patterns and trends within the settlement.

Heritage Preservation: The measurement drawings of the historic tomb contributed to its preservation, ensuring that its architectural details and historical significance are recorded for future generations.

Design Insights: The study's findings and analyses served as valuable insights for urban designers and architects, providing a better understanding of the town's existing urban fabric and guiding future design interventions.

Collaborative Learning: The settlement study fostered collaborative learning among students and coordinators, encouraging interdisciplinary approaches to architectural research and documentation.

In conclusion, the settlement study at Junnar, led by Teacher Coordinators Ar. Pravin Jamdade, Ar. Tejasweeni Gholap, and Ar. Abhijeet Shinde, along with Student Coordinators Dimpal Patel and Ashok Chepte, has been a valuable endeavor that contributed to the comprehensive documentation and analysis of the town's core area. The study's outcomes would aid in informed urban planning decisions, heritage preservation, and sustainable development strategies for Junnar.



1. Teachers explaining old heritage wada structure to students

2. Students conducting survey for mapping



3. Students and teachers had discussion with wada owner



4. Students discussing on base map



5. Students conducting survey for mapping



6. Land use map made by students




7. Building Height map made by students





8. Building typology map made by students



9. Open and Built space map made by students



| | | |
|---|--|---|
|  | Pravara Rural Education Society's |  |
| | Pravara Rural College Of Architecture, Loni | |
| | At. Post.: Loni Kd., Tal. Rahata, Dist.: Ahmednagar, M.S. - 413 736 | |
| | Tel: (02422) - 274295/96, Email ID: principalprca@yahoo.co.in Affiliated to Savitribai Phule Pune University (SPPU, Pune) (Id No. PU/AN/ARCH,51/1996) | |

FEEDBACK FORM

| ACADEMIC YEAR <u>2018-19</u> | DATE <u>27/12/2018</u> | | | |
|---|------------------------|---------|------|-----------|
| EVENT <u>Settlement tour at Junnar</u> | | | | |
| CLASS <u>Second</u> | LOCATION <u>Junnar</u> | | | |
| NAME OF STUDENT <u>Ashok Chepte</u> | | | | |
| QUESTIONS | POOR | AVERAGE | GOOD | EXCELLENT |
| 1. How was the overall organization of the case study/Site visit/Seminar/Workshop /Webinar | | | ✓ | |
| 2. How relevant was the contain discussed by the speaker during case study/Site visit/Seminar/Workshop /Webinar | | | | ✓ |
| 3. Duration given for case study/Site visit/Seminar/Workshop /Webinar | | | ✓ | |
| 4. How much the case study/Site visit/Seminar/Workshop /Webinar is useful from knowledge and information point of view | | | ✓ | |
| 5. Overall Conduct of the case study/Site visit/Seminar/Workshop /Webinar by the Speaker | | | ✓ | |
| 6. Overall Effectiveness of the case study/Site visit/Seminar/Workshop /Webinar | | | ✓ | |

Suggestions if any _____




PRINCIPAL
 Pravara Rural College of
 Architecture, Loni




LOKNETE. DR. BALASAHEB VIKHE PATIL
(PADMA BHUSHAN AWARDEE)
PRAVARA RURAL EDUCATION SOCIETY'S
PRAVARA RURAL COLLEGE
OF ARCHITECTURE **LONI**

Sadatpur Road, Loni Kd., Tal.: Rahata, Dist.: Ahmednagar 413 736, (M.S.)
Ph:(02422)274295 Email: principalprca@yahoo.co.in Web: www.pravaracoaloni.in
Affiliated to Savitribai Phule Pune University, Pune Id No. PU/AN/ARCH/51/1996
& Council of Architecture, New Delhi

MOU , LINKAGES AND COLLABORATION



LIST OF MOU AND COLLABORATION

| Sr. No. | MoUs/ linkages/ collaboration | Nature of Collaboration |
|-----------|---|--|
| A) | 2022-2023 | |
| 1 | Ar. Kartikee Chaudhary, Nashik Municipal Smart City Development Corporation, Nashik | MOU-Field Knowledge |
| 2 | Pravara medical trust, Pravara dental collage, Loni, Tq. Rahata, Dist Ahmednagar, Maharashtra | Collaboration |
| 3 | Pravara medical trust, blood bank, Loni, Tq. Rahata, Dist Ahmednagar, Maharashtra | Collaboration |
| 4 | Ar. Arshad Shaikh | MOU-Field Knowledge |
| 5 | Ar. Hemanshu Pathak | MOU-Field Knowledge |
| 6 | Mrs. Priya Shah, President-Inner Wheel Club, Shrirampur, Maharashtra | Collaboration |
| 7 | Ar. Perna Kataria | MOU-Field Knowledge |
| 8 | Ar. Jyotindra Nikam | MOU-Workshop, Seminar, Expert Lectures |
| B) | 2021-2022 | |
| 9 | Ar. Vaishali Thore (Wagh), Ekaa Designs | MOU-Internship |
| 10 | Ar. Trambak Gadgil | MOU-Expert Lecture |
| 11 | Ar. Sameer Shinde | MOU-Expert Lecture |
| 12 | Sarpanch Grampanchayat Loni budruk, Panchayat Samiti Rahata, Tq. Rahata, Dist. Ahmednagar | Linkage |
| 13 | Mr. Rajendra Ghodake | MOU-Workshop, Seminar, Expert Lectures |
| 14 | Ar. Vijay Pande | MOU-Expert Lecture |
| 15 | Dr. Neha Bairagi, Director-Arogyam Ayurveda, Shrirampur, Maharashtra | Collabor  |





LOKNETE. DR. BALASAHEB VIKHE PATIL
(PADMA BHUSHAN AWARDEE)
PRAVARA RURAL EDUCATION SOCIETY'S
**PRAVARA RURAL COLLEGE
OF ARCHITECTURE LONI**

Sadatpur Road, Loni Kd., Tal.: Rahata, Dist.: Ahmednagar 413 736, (M.S.)
Ph:(02422)274295 Email: principalprca@yahoo.co.in Web: www.pravaracoloni.in
Affiliated to Savitribai Phule Pune University, Pune Id No. PU/AN/ARCH/51/1996
& Council of Architecture, New Delhi

| C) | | 2020-2021 |
|-----------|---|--------------------------------|
| 16 | Mrs. Jayshri Ghodake | MOU-Workshop |
| 17 | Ar. Prachi Bahalkar, 21 Days Cocoon | MOU-Seminar |
| 18 | Ms. Sujata Shedge, President-Inner WheelClub, Shrirampur, Maharashtra | Collaboration |
| D) | | 2019-2020 |
| 19 | Yewala Paithani Paryatan Kendra, Yewala, Maharashtra | MOU- Case Study/ Industryvisit |
| 20 | Miss. Shilpa Ramesh Mendadkar, AnantVidnyan Vedh Private Limited, Nashik | MOU- Seminar, Expert Lectures |
| 21 | Vanasthali, Gramin Vikas Kendra, Shrirampur, Maharashtra | Collaboration |
| 22 | AR. Prashant Deshmukh, Principal ArchitectPDA | MOU- Expert Lectures |
| E | | 2018-2019 |
| 23 | Mr. Pankaj Bhadage, Lead Coach -Mind Set Transformation Academy, Pune | MOU- Expert Lectures |
| 24 | Mr. Sandeep Dravid, SIECCO Overseas Education & Immigration, Pune | MOU-Expert Lecture |
| 25 | Lions club, Shrirampur | Collaboration |
| 26 | Sarpanch Grampanchayat Loni Khurd, Panchayat Samiti Rahata, Tq. Rahata, Dist.Ahmednagar | Collaboration |
| 27 | Sanket Rose Nursery | MOU- Case Study/ Industryvisit |
| 28 | Mr. Ganesh Anarthe | MOU- Expert Lectures |




PRINCIPAL
Pravara Rural College of
Architecture, Loni